


# *LHC Detectors: Construction Status, Commissioning, and Early Physics*



Oliver Buchmüller (CERN)  
2007 Europhysics Conference on  
High Energy Physics  
in Manchester



- *Construction Status of the LHC Experiments*
  - *Commissioning Strategy*
  - *Early Physics Reach*


# *The Large Hardon Collider at CERN*



# The Large Hardon Collider at CERN



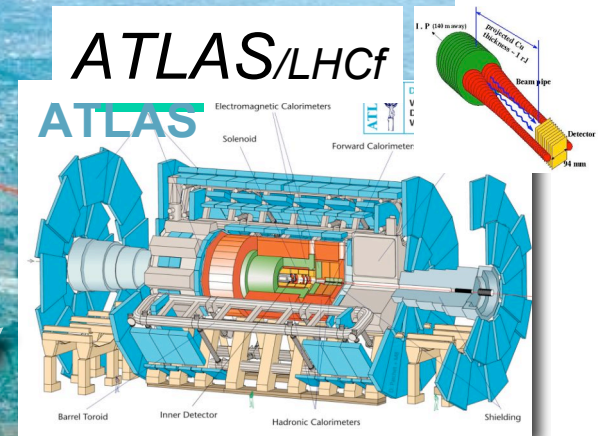

LHC : 27 km long  
~100m underground



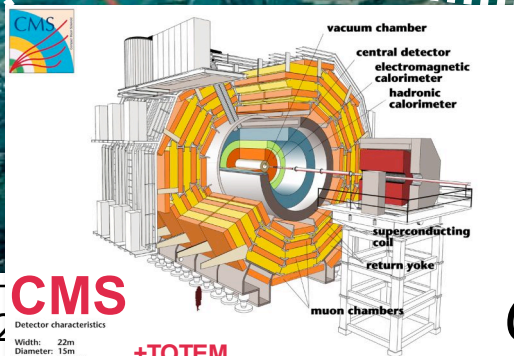
# The Large Hardon Collider at CERN



LHC : 27 km long  
~100m underground



General Purpose,  
pp, heavy ions

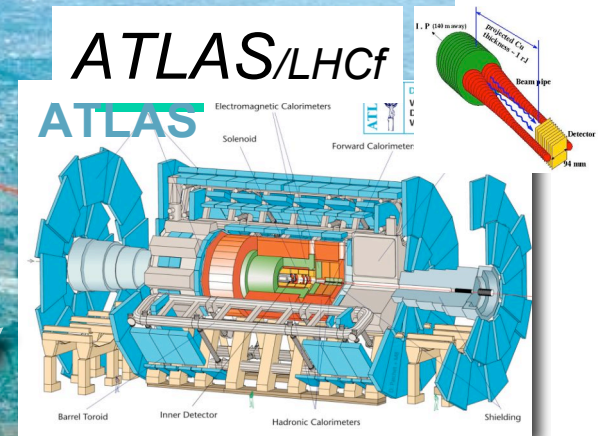



CMS/TOTEM

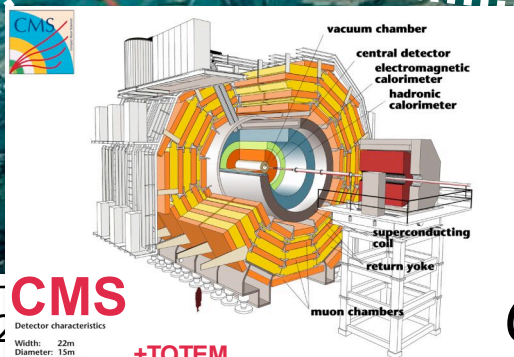
# The Large Hardon Collider at CERN



LHC : 27 km long  
~100m underground



General Purpose,  
pp, heavy ions



**CMS**

Detector characteristics  
Width: 22m  
Diameter: 15m  
Weight: 14500t

**+TOTEM**

Heavy ions, pp



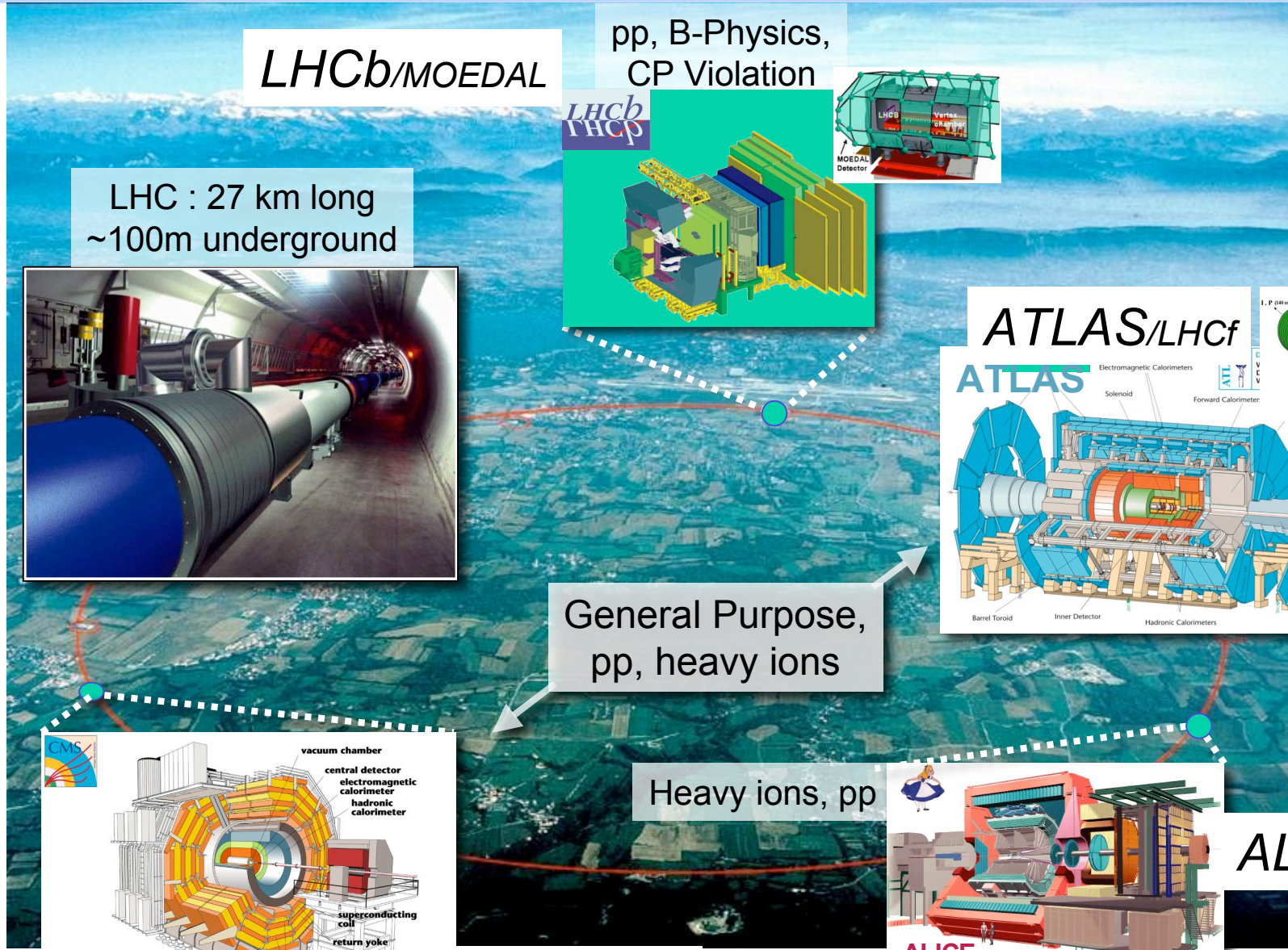
**ALICE**

**ALICE**

**CMS/TOTEM**

25/07/2

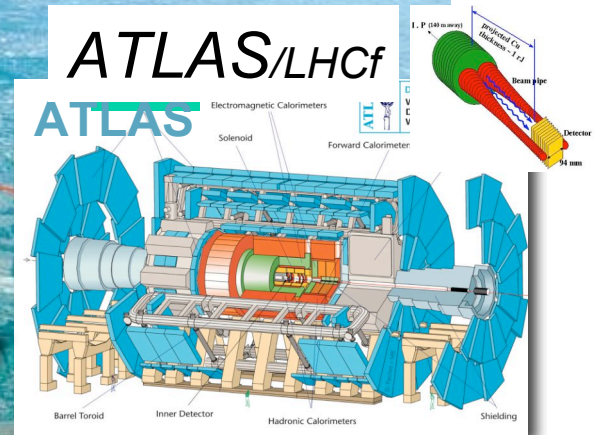
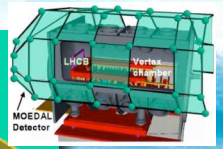
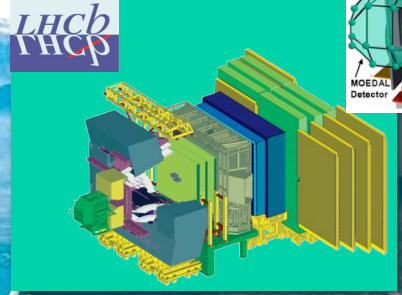

# The Large Hardon Collider at CERN



**LHCb/MOEDAL**

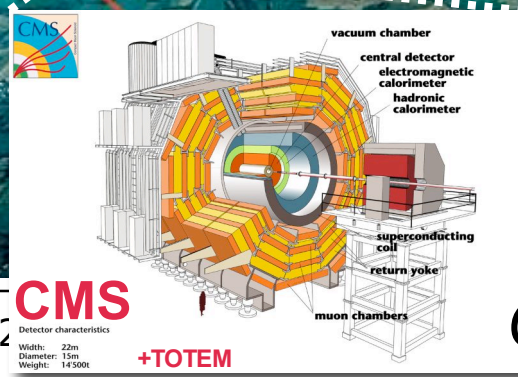
pp, B-Physics,  
CP Violation

LHC : 27 km long  
~100m underground



General Purpose,  
pp, heavy ions

Heavy ions, pp



**CMS**  
Detector characteristics  
Width: 22m  
Diameter: 15m  
Weight: 14500t  
**+TOTEM**

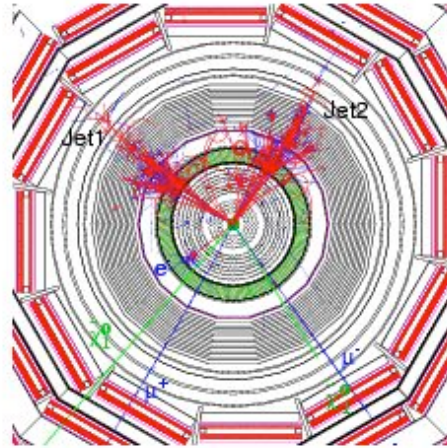
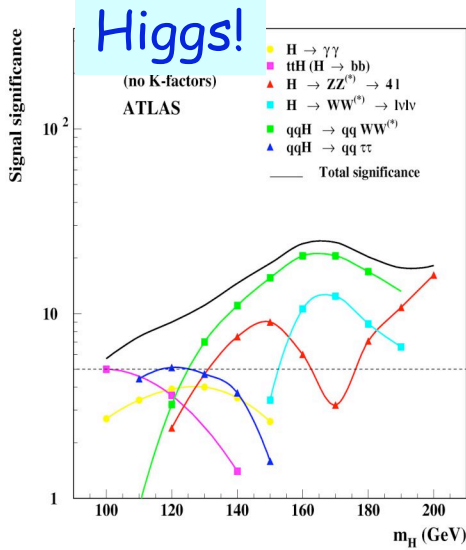
**CMS/TOTEM**



**ALICE**

25/07/2

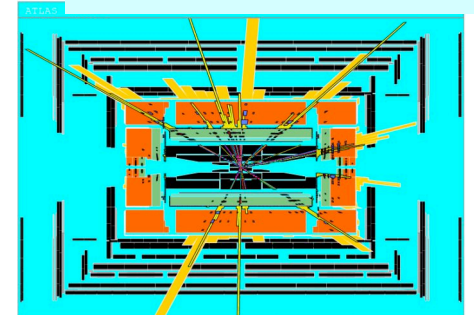
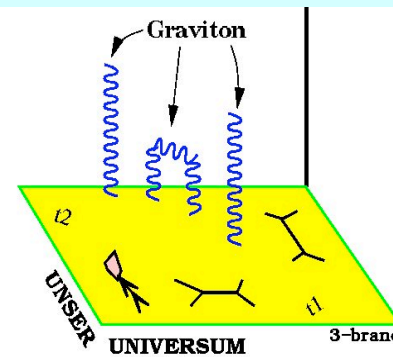
# A Glimpse at the LHC Physics Program



Supersymmetry?

Extra Dimensions???


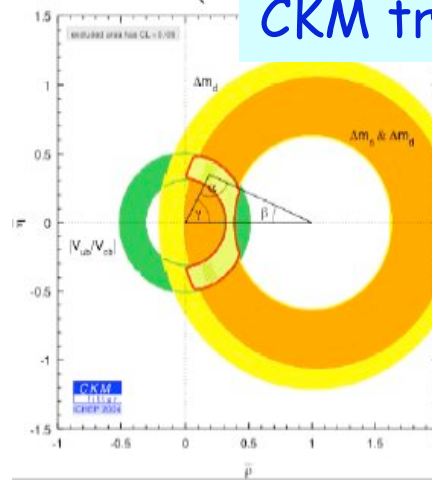
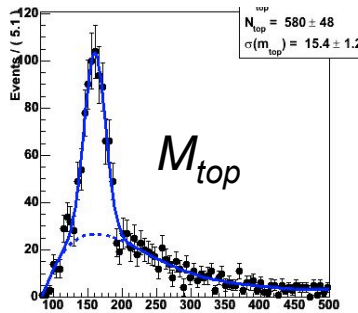
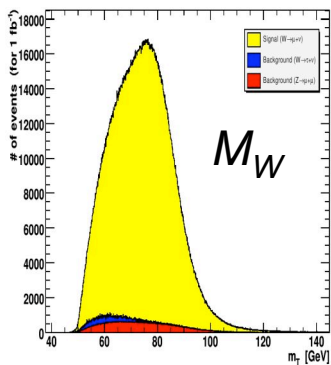
Black Holes???



Precision Electroweak!

CKM triangle!

Quark Gluon Plasma?



**Physics at a new energy frontier!**



---


# ***Construction Status of the 4 Experiments***




# ATLAS installation



Atlas being assembled in the cavern: « ship in the bottle »



# ATLAS Calorimeter




**ATLAS side A (with the calorimeter end-cap partially inserted)**

# CMS installation



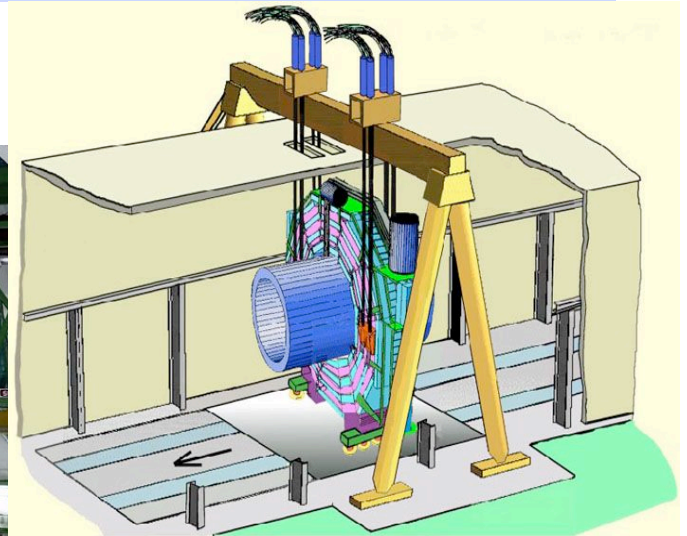

CMS: slices being assembled on the ground, then lowered in cavern

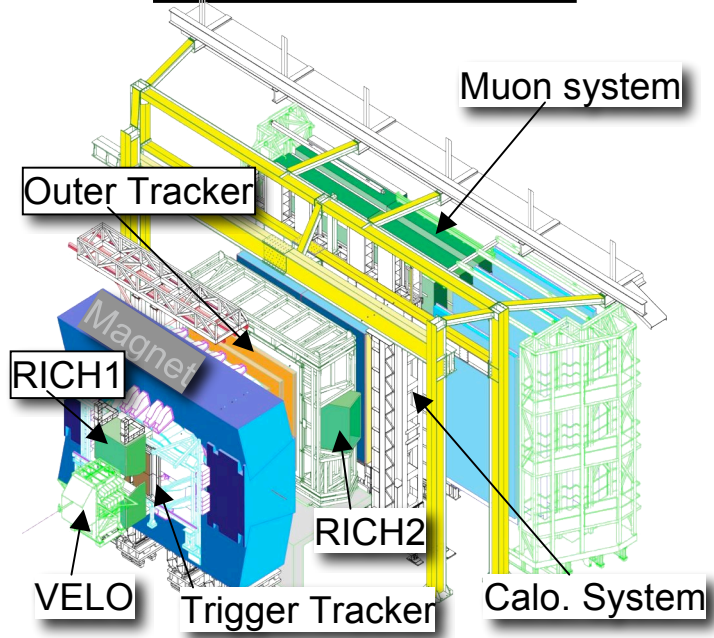
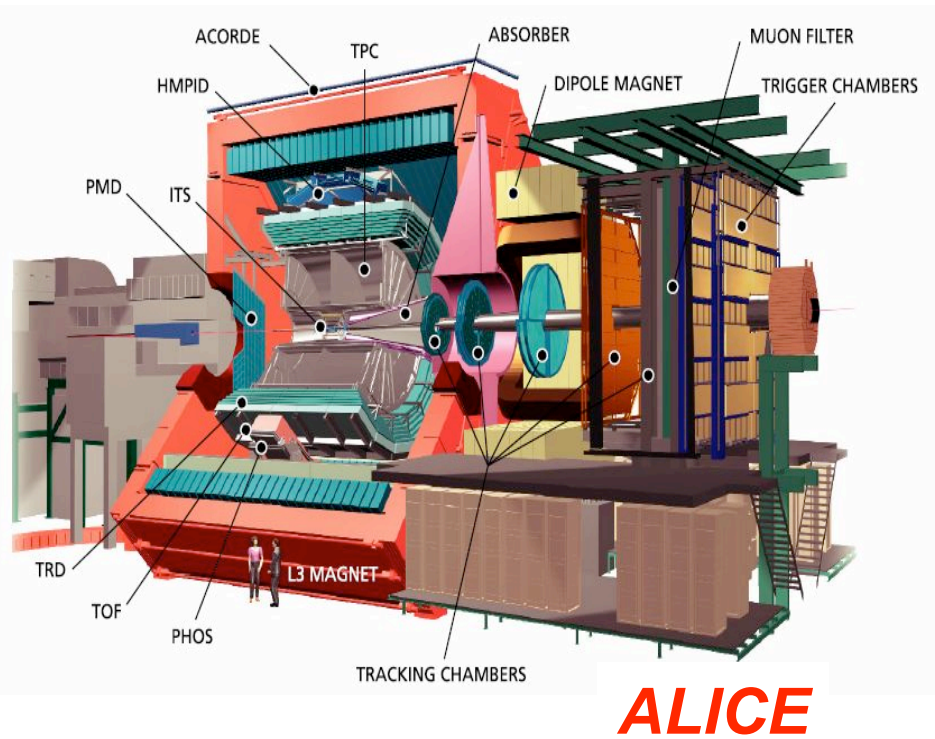
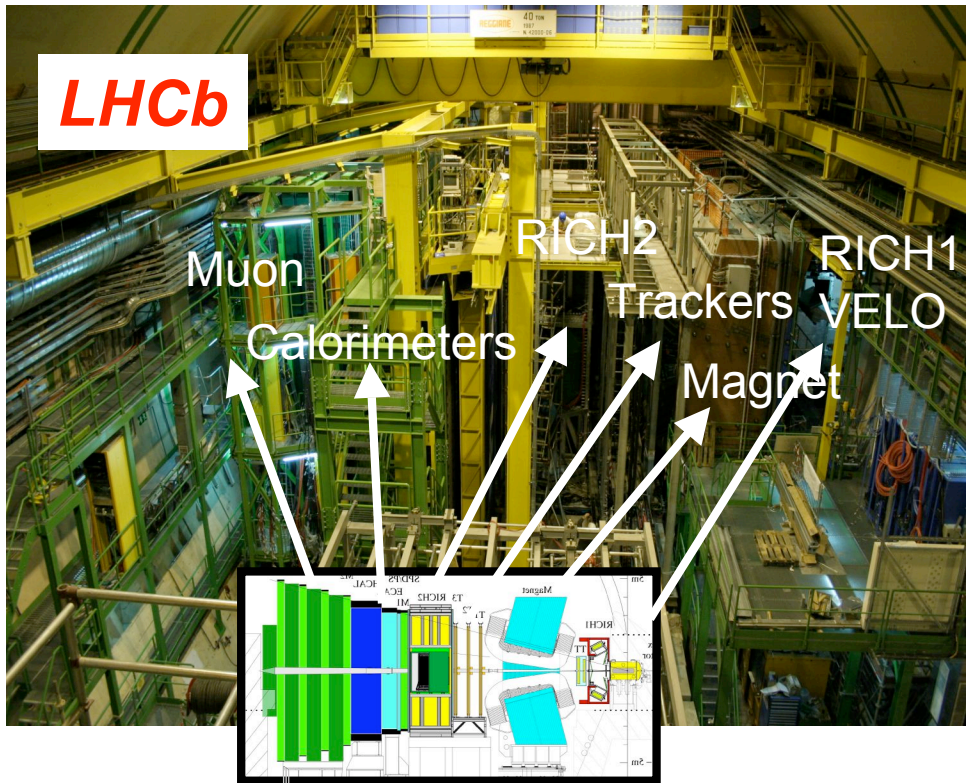


# ...CMS Installation



## Lowering of YE2 12th December 2006







---

# ***General Commissioning Strategy of the Experiments***

# Commissioning: A Real Challenge



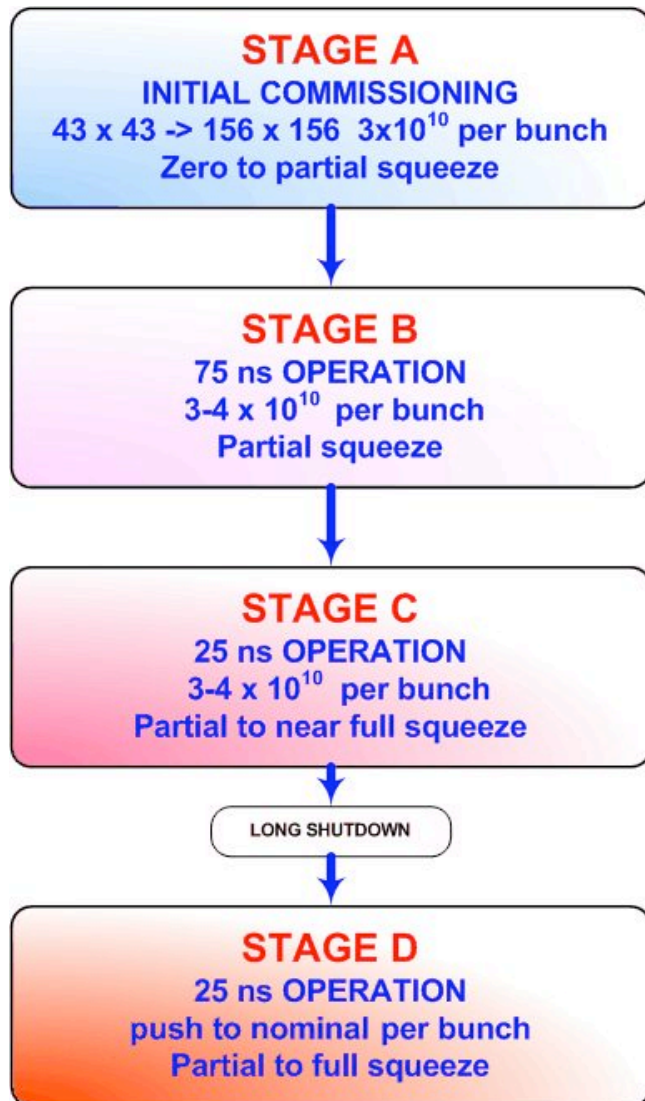
The commissioning of LHC machine and detectors of unprecedented complexity, technology and performance will be one of the biggest challenges in the next year! Only with well commissioned experiments we will be able to open the door to the new physics world!

## A few performance numbers ...

	expected performance on "day one"	data samples (examples) to improve the performance
ECAL uniformity	$\sim 1\%$ ( $\sim 2\%$ ) in ATLAS (CMS)	minimum-bias, $Z \rightarrow ee$
electron energy scale	$\sim 2\%$	$Z \rightarrow ee$
HCAL uniformity	3%	single pions, QCD jets
jet energy scale	$\leq 10\%$	$Z(\rightarrow \ell\ell)+\text{jet}$ , $W \rightarrow jj$ in $t\bar{t}$ events
tracker alignment	20-200 $\mu\text{m}$ in $R\phi$	generic tracks, isolated $\mu$ , $Z \rightarrow \mu\mu$

Just a few examples there are many more ...

# LHC Commissioning Stages



LHC commissioning strategy drives  
Detector commissioning strategy

- Establish colliding beams as quickly as possible
- Safely
- Without compromising further progress
- 'Default' scenario for 2008 running

- Initial optics:
  - $\beta^* = 11$  m in IR 1 & 5
  - $\beta^* = 10$  m in IR 2 & 8
- Crossing angles off
  - 1, 12, 43, 156 bunches per beam
  - No parasitic encounters - no long range beam-beam
  - Larger aperture in IRs

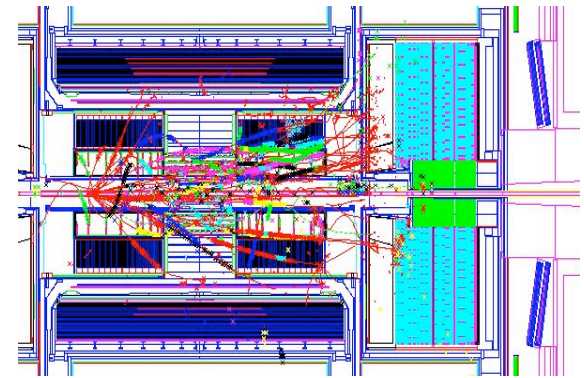
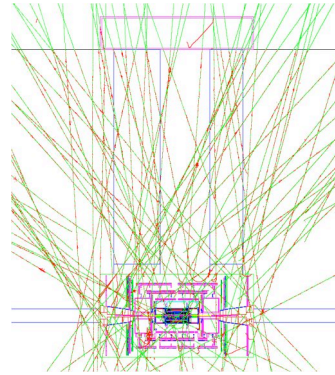


# Physics Commissioning

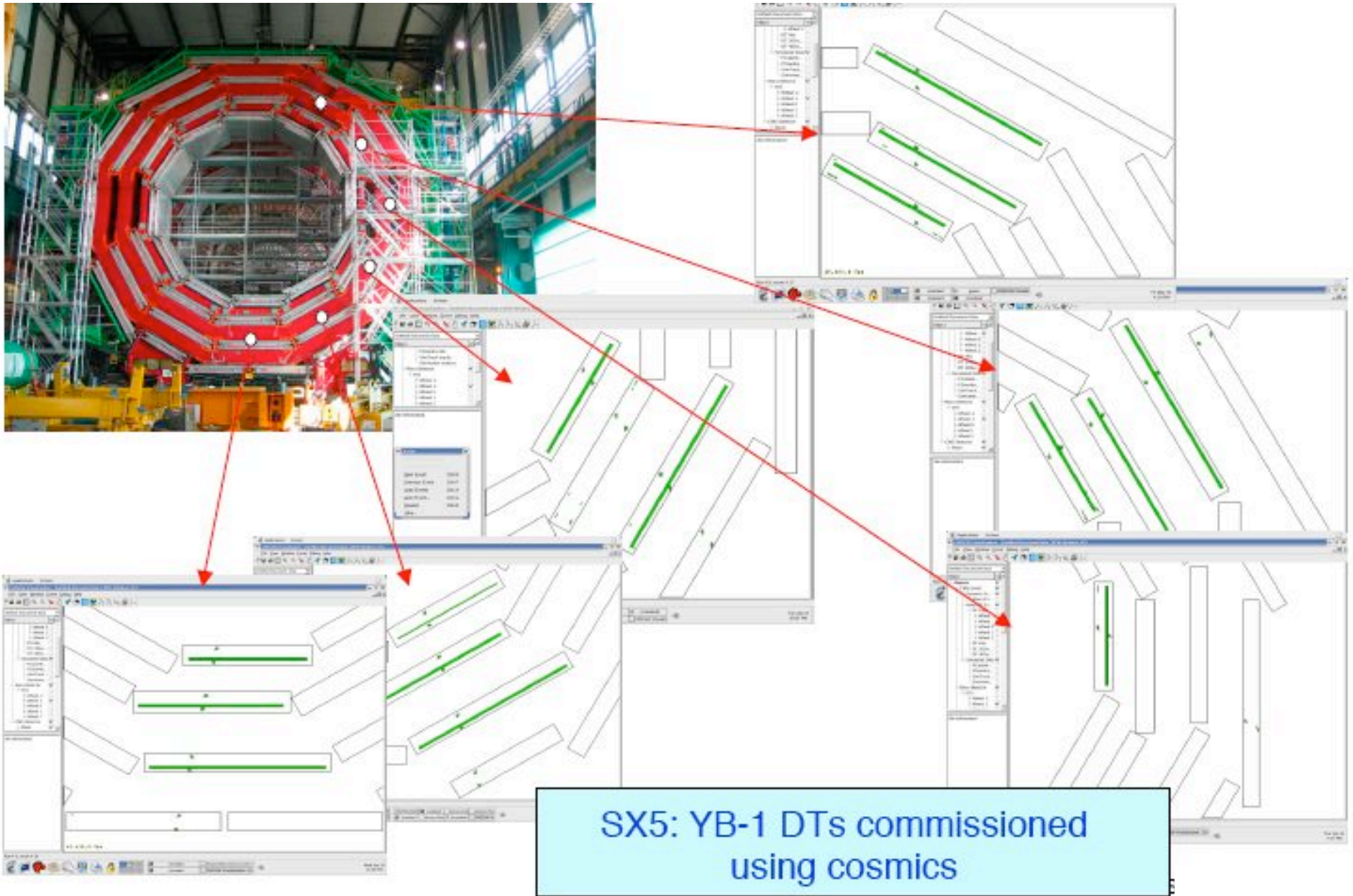


The path to early physics ...

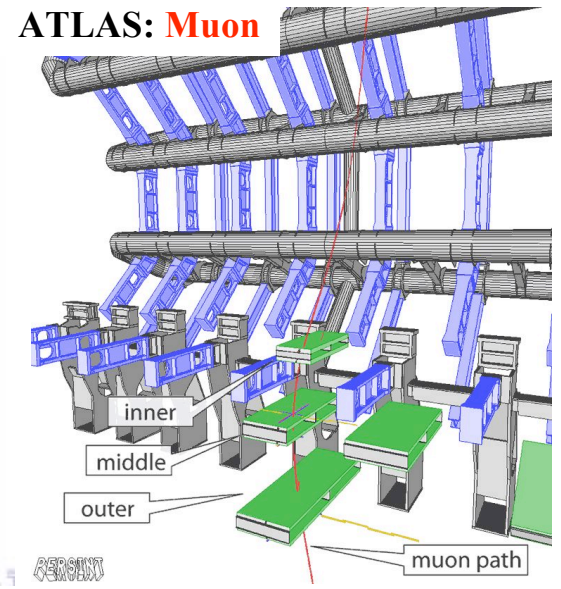
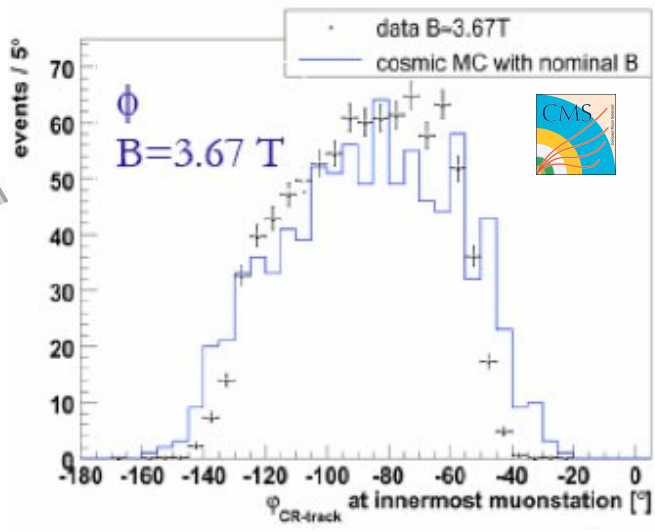
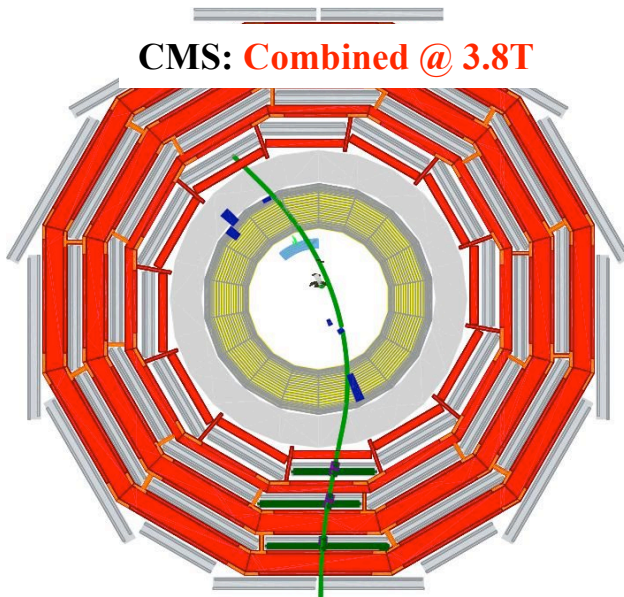
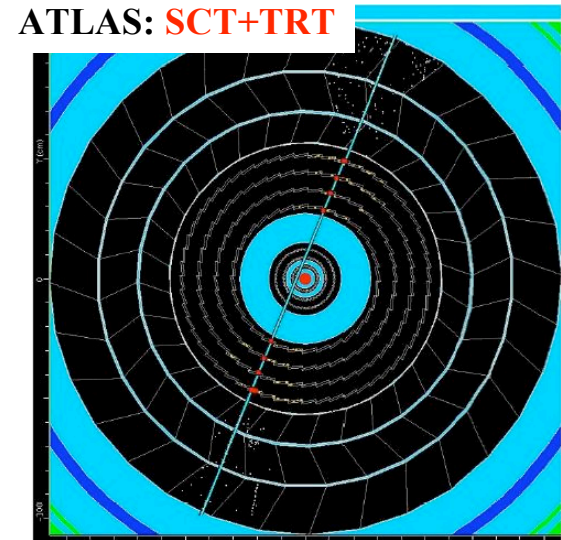
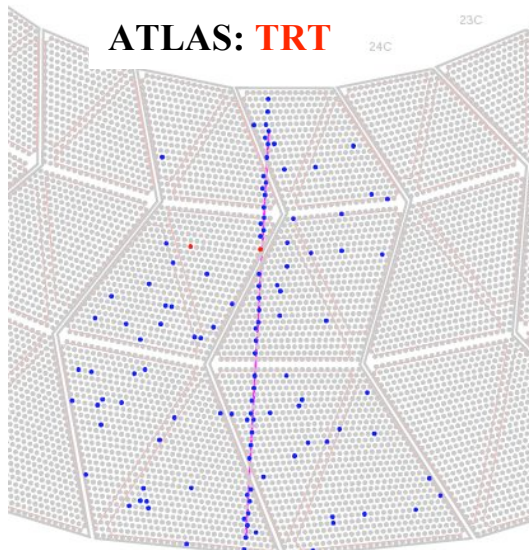

- No beam:
  - Cosmic muons
- Single beam
  - beam halo muons, beam gas interactions
- First Collisions - Stage A
  - mainly minimum bias and QCD dijet; first sign of SM candles
- Low lumi running - Stage B
  - Full access to classical calibration candles like Z, W but also Top



# CMS Muon System & Cosmic



# More Commissioning with Cosmic



# Major Commissioning Challenges

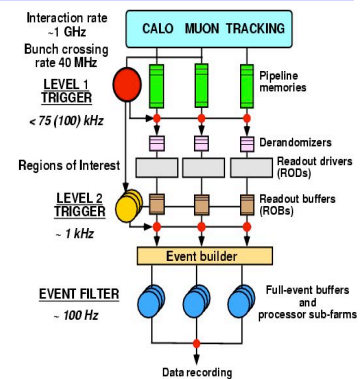
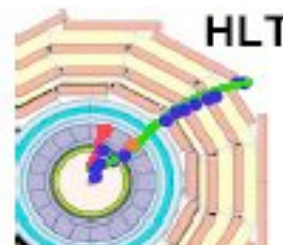
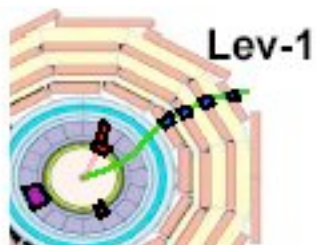
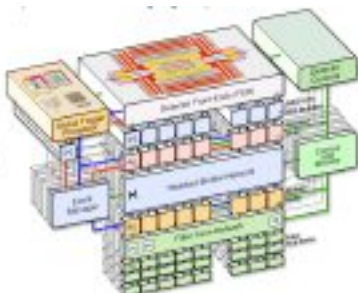


## Efficient operation of Trigger and DAQ System

Basic unit  
= 12.5 kHz

Start-up = 4 slices  
= 50 kHz

Final = 8 slices  
= 100 kHz



# Major Commissioning Challenges

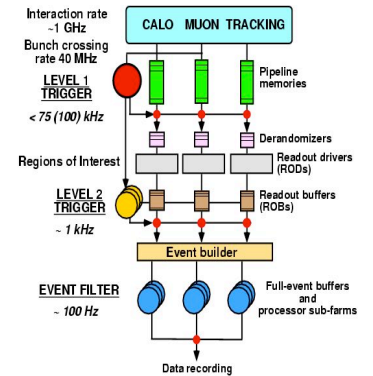
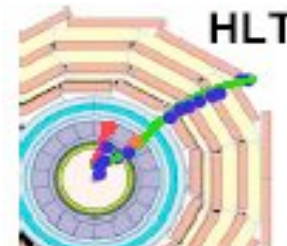
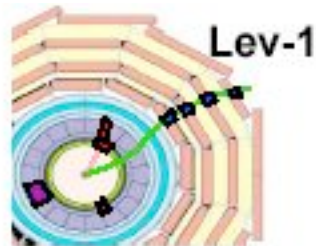
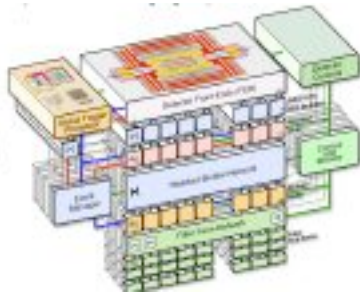


## Efficient operation of Trigger and DAQ System

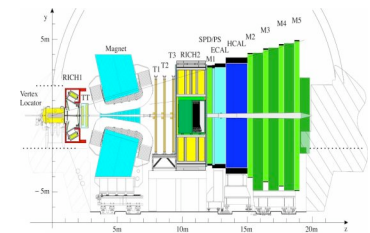
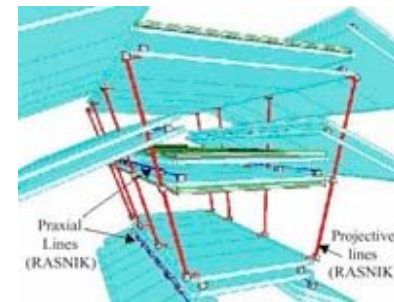
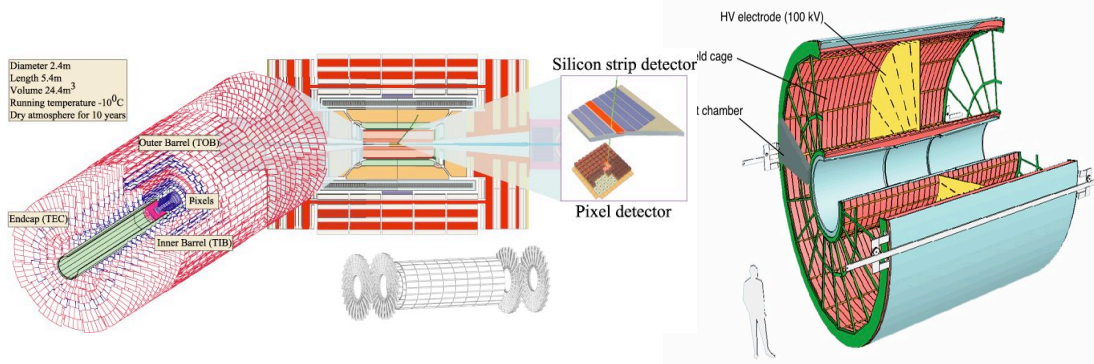
Basic unit  
= 12.5 kHz

Start-up = 4 slices  
= 50 kHz

Final = 8 slices  
= 100 kHz



## Alignment of the inner tracking devices and muon systems



# Major Detector Commissioning Challenges

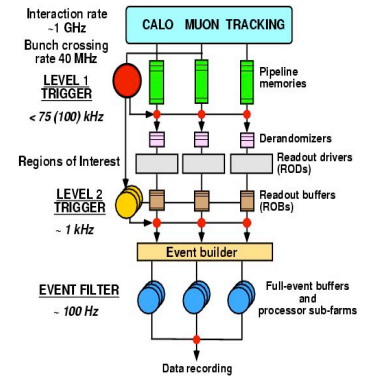
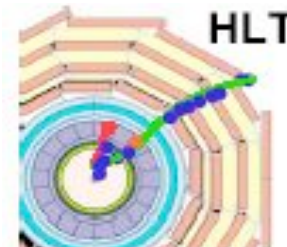
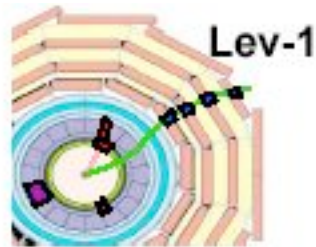
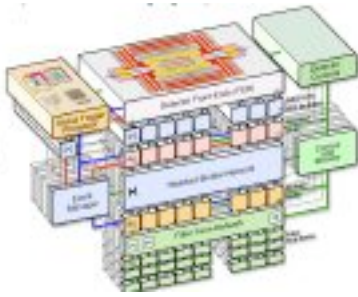


## Efficient operation of Trigger and DAQ System

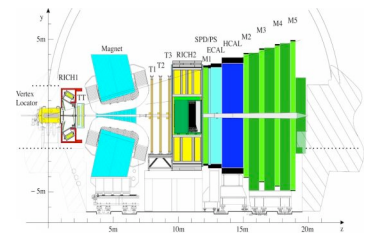
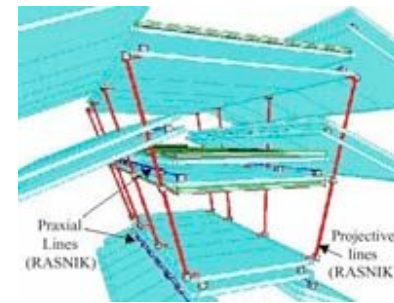
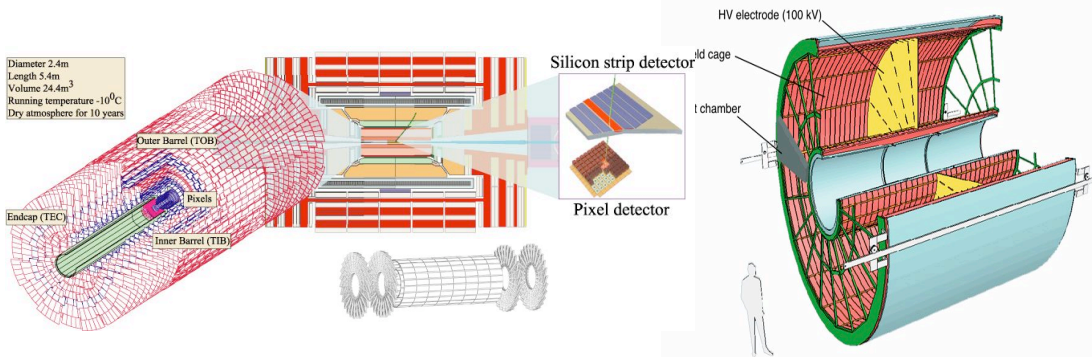
Basic unit  
= 12.5 kHz

Start-up = 4 slices  
= 50 kHz

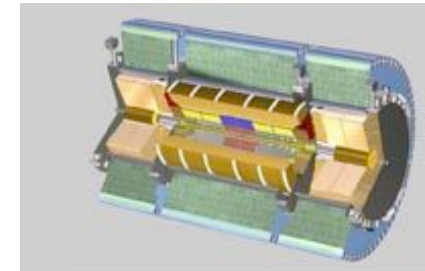
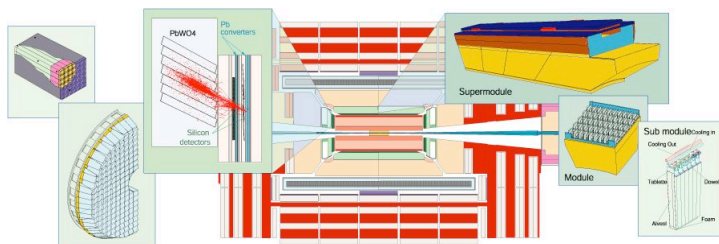
Final = 8 slices  
= 100 kHz



## Alignment of the inner tracking devices and muon systems



## Calibration of the Calorimeter Systems

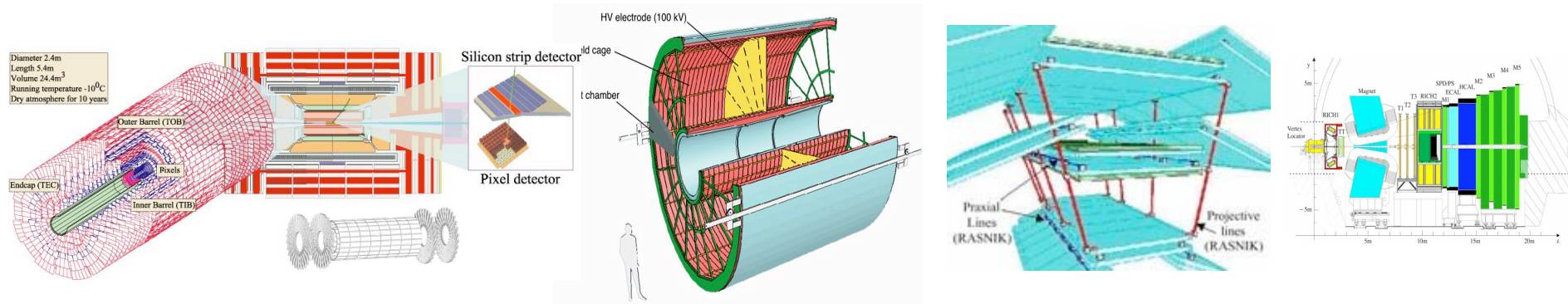


# Major Detector Commissioning Challenges




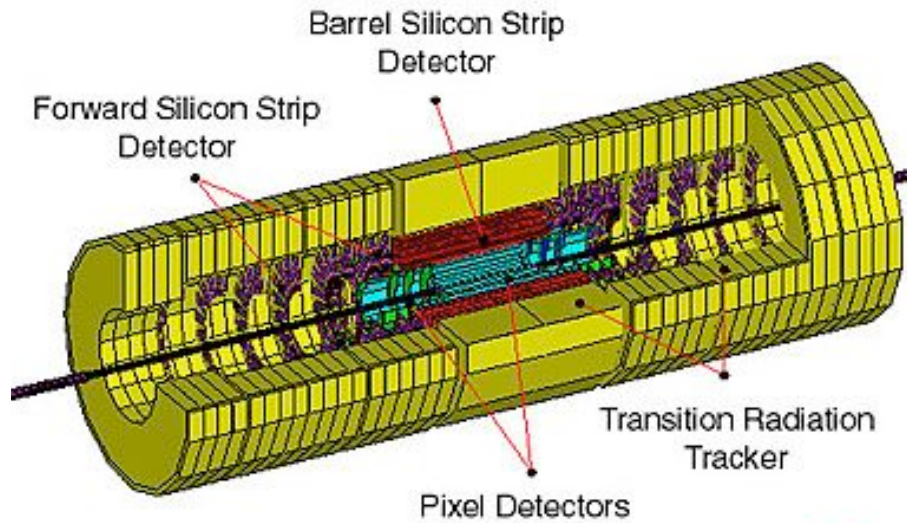
It is impossible to cover all important commissioning tasks in one talk - Concentrate on only one example:  
*Inner tracker commissioning*

## Alignment of the inner tracking devices and muon systems


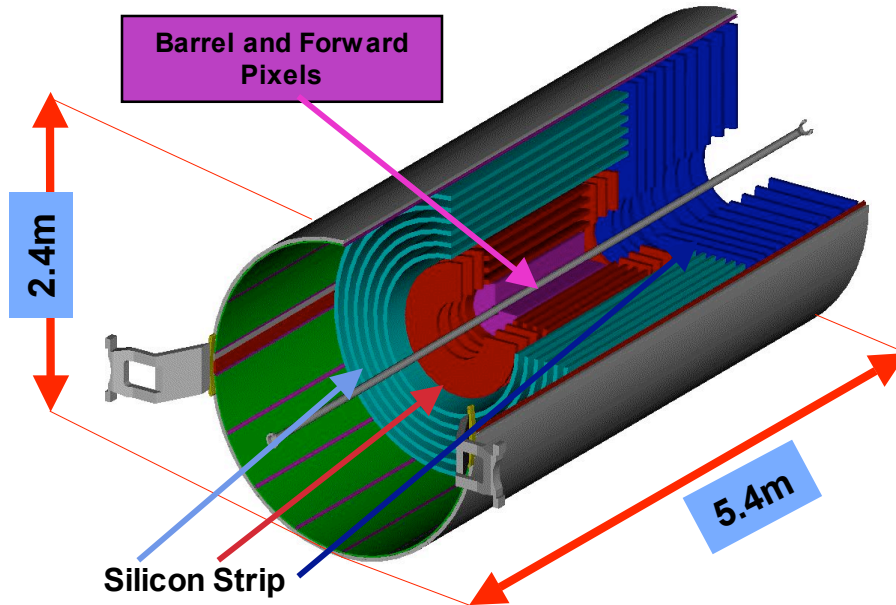


**Note:** Many important commissioning topics were discussed in detail during the HEP parallel sessions:  
*“Detector and Data Handling Session”*  
Have a look at slides!

# Inner Tracker: ATLAS & CMS



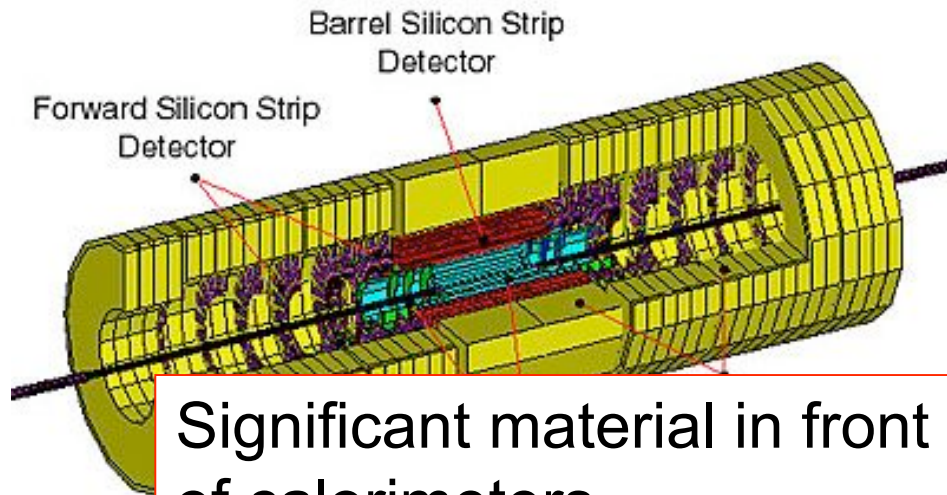
Silicon & Transition Radiation



CMS all silicon Tracker  
200m<sup>2</sup> of silicon!

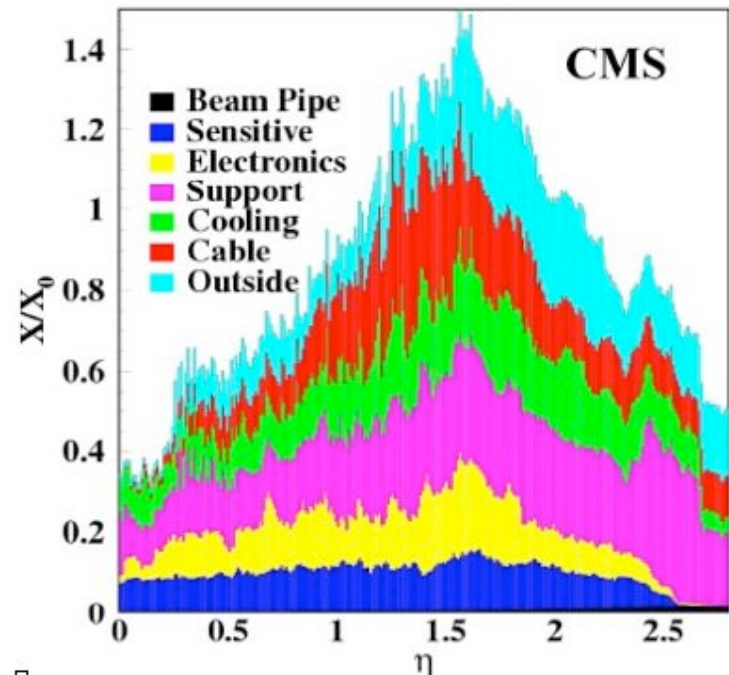
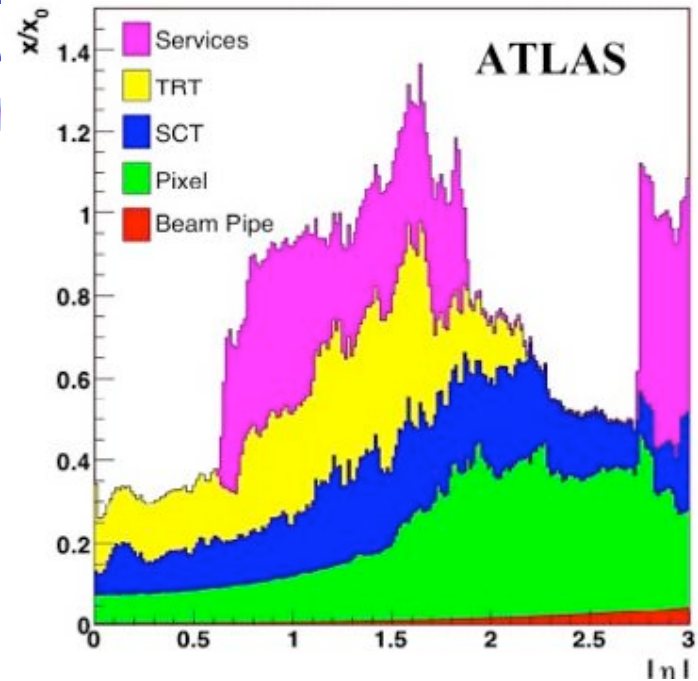
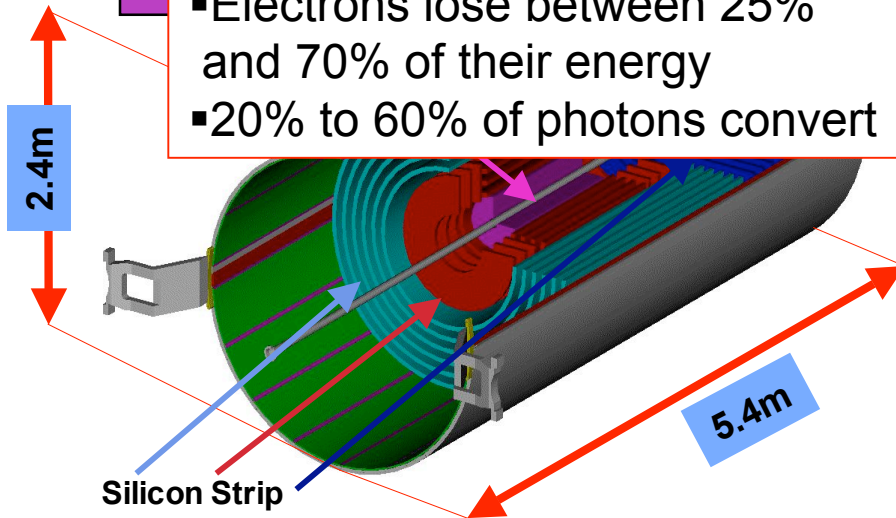


# Inner Tracker: ATLAS



Significant material in front of calorimeters

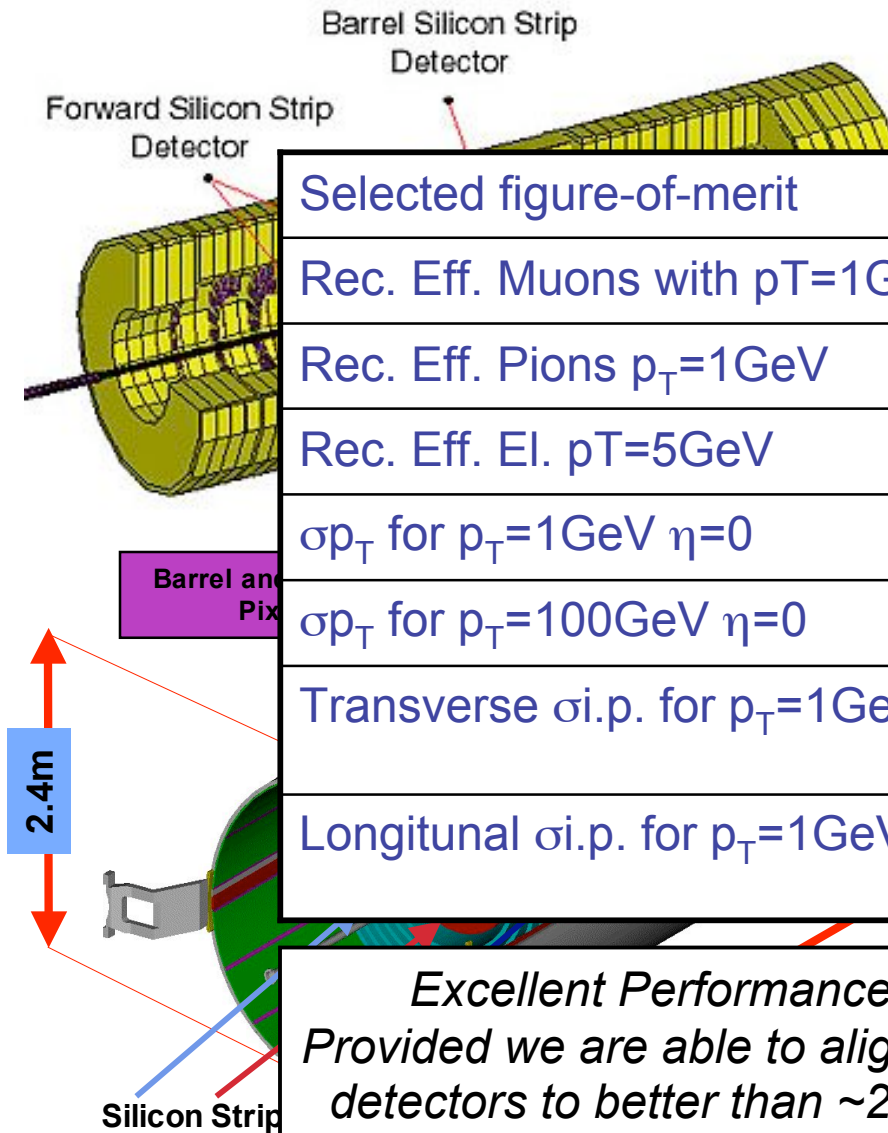
- Up to 1.4 radiation length
- Electrons lose between 25% and 70% of their energy
- 20% to 60% of photons convert



# Inner Tracker: ATLAS & CMS



similar performance!



Selected figure-of-merit	ATLAS	CMS
Rec. Eff. Muons with $p_T=1\text{GeV}$	97%	97%
Rec. Eff. Pions $p_T=1\text{GeV}$	84%	80%
Rec. Eff. El. $p_T=5\text{GeV}$	90%	85%
$\sigma_{p_T}$ for $p_T=1\text{GeV}$ $\eta=0$	1.3%	0.7%
$\sigma_{p_T}$ for $p_T=100\text{GeV}$ $\eta=0$	3.8%	1.5%
Transverse $\sigma_{i.p.}$ for $p_T=1\text{GeV}$	$75\mu\text{m}$	$90\mu\text{m}$
Longitudinal $\sigma_{i.p.}$ for $p_T=1\text{GeV}$	$150\mu\text{m}$	$125\mu\text{m}$

**Excellent Performance!**  
 Provided we are able to align the detectors to better than  $\sim 20\mu\text{m}$

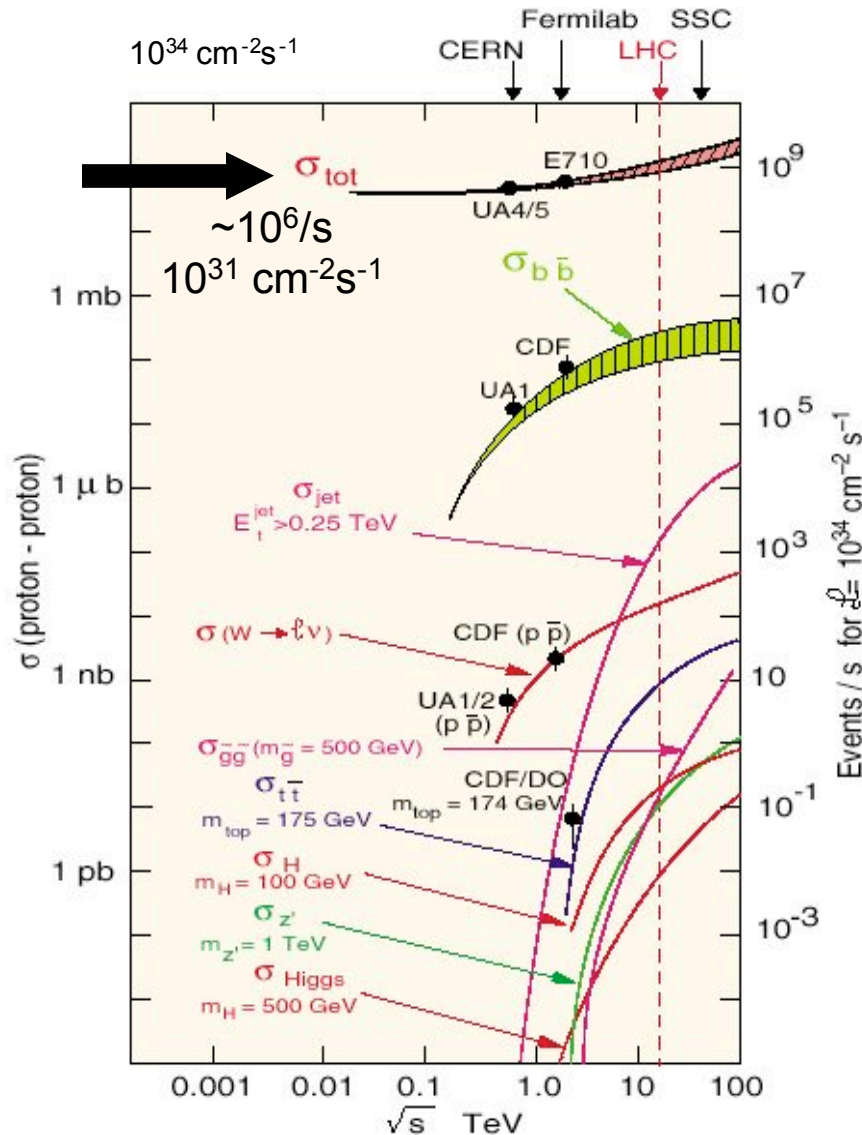
\*D.Rousseau, Aspen 2007  
 & Ann.Rev.Nucl.Part.Sci.56:375-440,2006



---

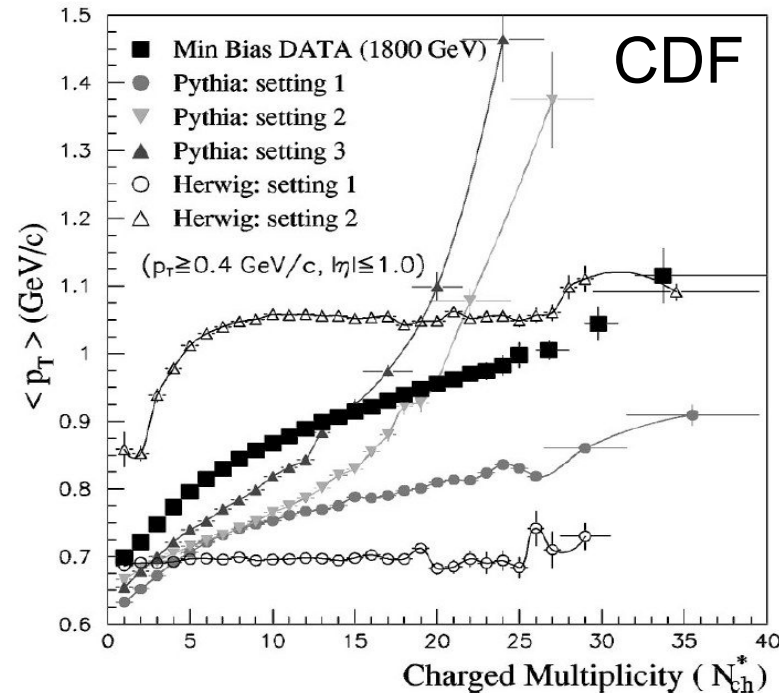
# ***Physics Commissioning with the first collision data***

# First Phase at 14 TeV



## “Why”: Measure Charged Particle Density

- W,Z, ttbar cross sections known to ~3 to 10%
- Large uncertainties in minimum bias  $dN_{ch}/d\eta$  known to only ~50% (or worse)



Precise knowledge of  $dN_{ch}/d\eta$  very important for MC tuning, understanding underlying event, pile-up etc

1 September 2008

*Probably the first paper:  
not Higgs, not SUSY  
but rather “boring bread-and-butter” stuff*

# Charged particle multiplicity in pp collisions at $\sqrt{s} = 14 \text{ TeV}$

*CMS collaboration*

## Abstract

We report on a measurement of the mean charged particle multiplicity in minimum bias events, produced in the central region  $|\eta| < 1$ , at the LHC in pp collisions with  $\sqrt{s} = 14 \text{ TeV}$ , and recorded in the CMS experiment at CERN. The events have been selected by a minimum bias trigger, the charged tracks reconstructed in the silicon tracker and in the muon chambers. The track density is compared to the results of Monte Carlo programs and it is observed that all models fail dramatically to describe the data.

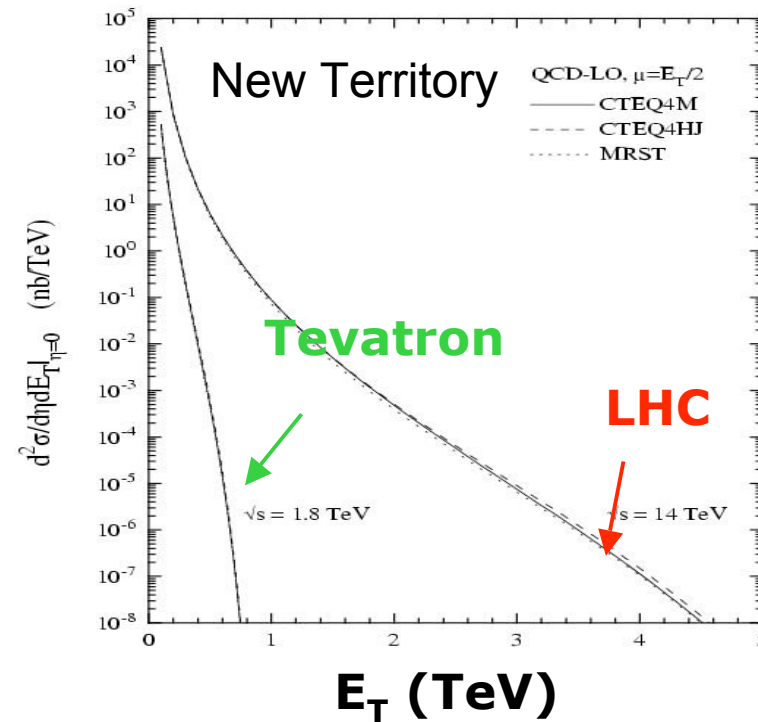
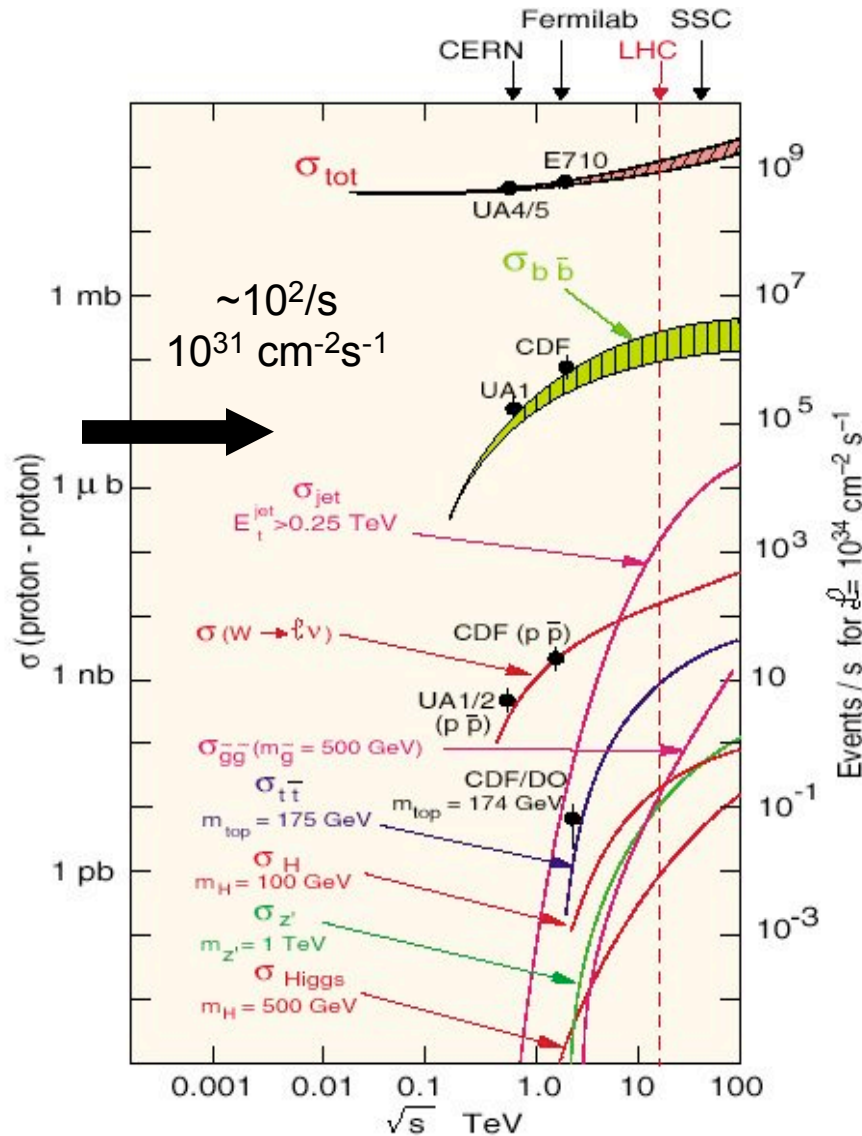
Submitted to *European Journal of Physics*

# Second Phase at 14 TeV



## Measure Jet Cross Section

- $E_T^{\text{Jet}} > 500$  GeV after few weeks at startup
- Going fast beyond the reach of the Tevatron
- Early sensitivity to compositeness; requires understanding of the **jet energy scale, PDF's, ...**



# Third Phase at 14 TeV



## Re-discover the SM

- Reestablish the Standard Model
- Most SM cross sections are significantly higher than at the Tevatron  
e.g.  $\sigma_{t\bar{t}}$  (LHC) > 100 x  $\sigma_{t\bar{t}}$  (Tevatron)
- Crucial for final Detector and Physics commissioning

THE path to new physics!

At Luminosity  $10^{31} \text{cm}^{-2} \text{s}^{-1}$

bb production:  $\rightarrow 10^3 \text{ Hz}$

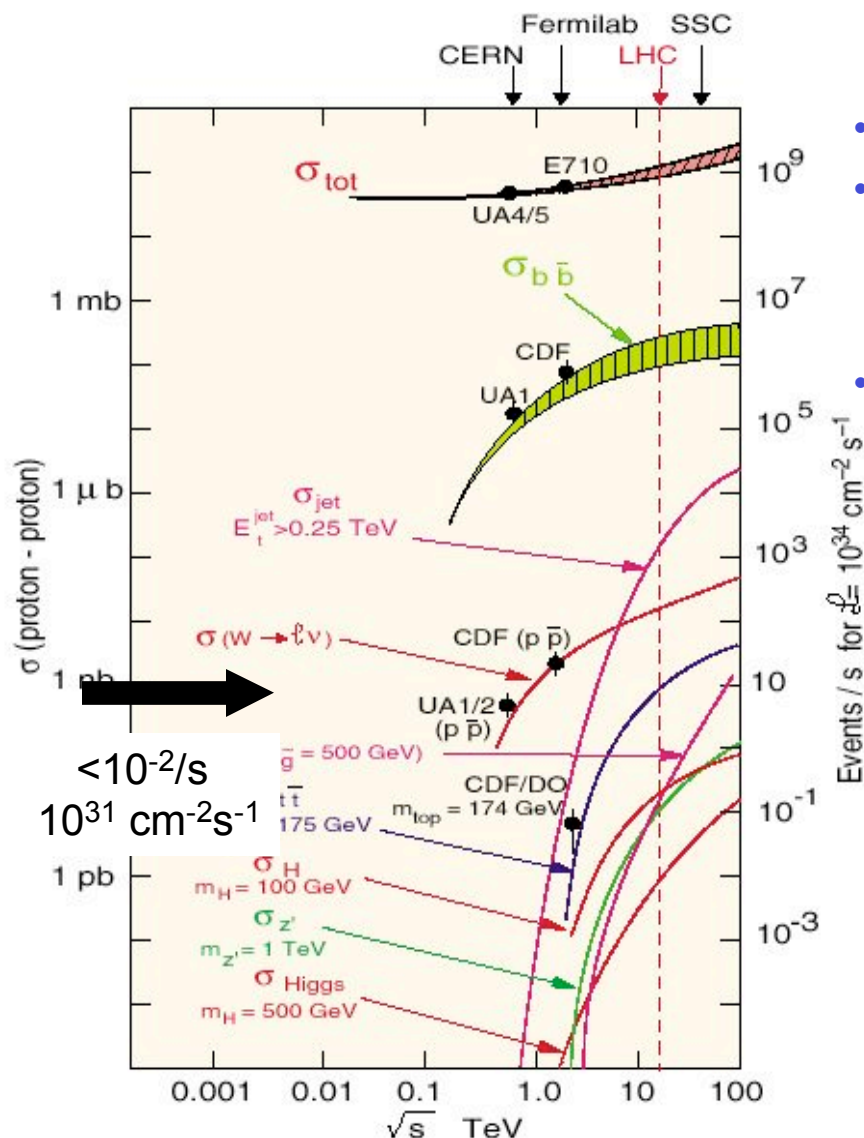
$W \rightarrow l \nu$ :  $\rightarrow 0.1 \text{ Hz}$

$Z \rightarrow l l$ :  $\rightarrow 0.01 \text{ Hz}$

t t production:  $\rightarrow 0.01 \text{ Hz}$

SM Higgs  $\rightarrow 0.0001 \text{ Hz}$

At this stage the LHC becomes a real SM Factory!



# *Early (New) Physics Reach of the Experiments*

*Focus mainly on the physics reach for a few  $pb^{-1}$  up to  $1fb^{-1}$*

- *e.g. few hundred  $pb^{-1}$  expected for 2008*
- *interplay between commissioning and physics will be significant*

*Focus mainly on the physics search at ATLAS and CMS*

- *very early : Di-lepton pairs*
- *rather early : low mass SUSY*
- *early : SM-like Higgs (mainly exclusion)*

*By far not an exhaustive list!*

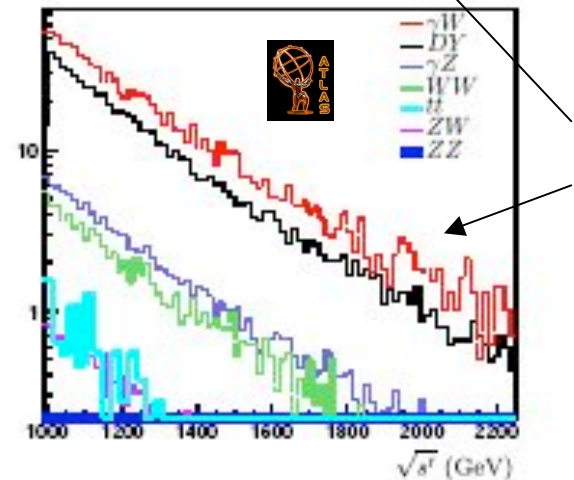
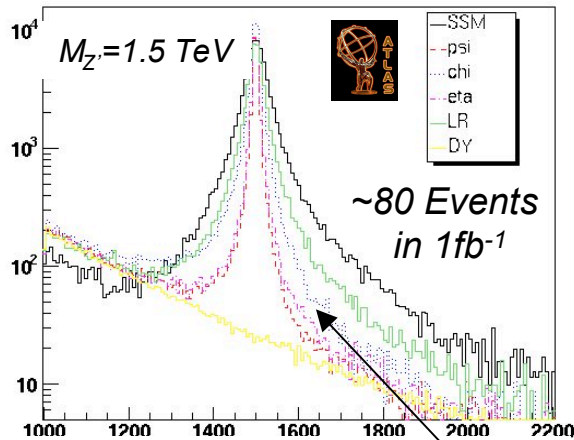
*There are many more exciting (new) physics topic but no time to cover here!*



# Di-lepton Resonances (Example Z')



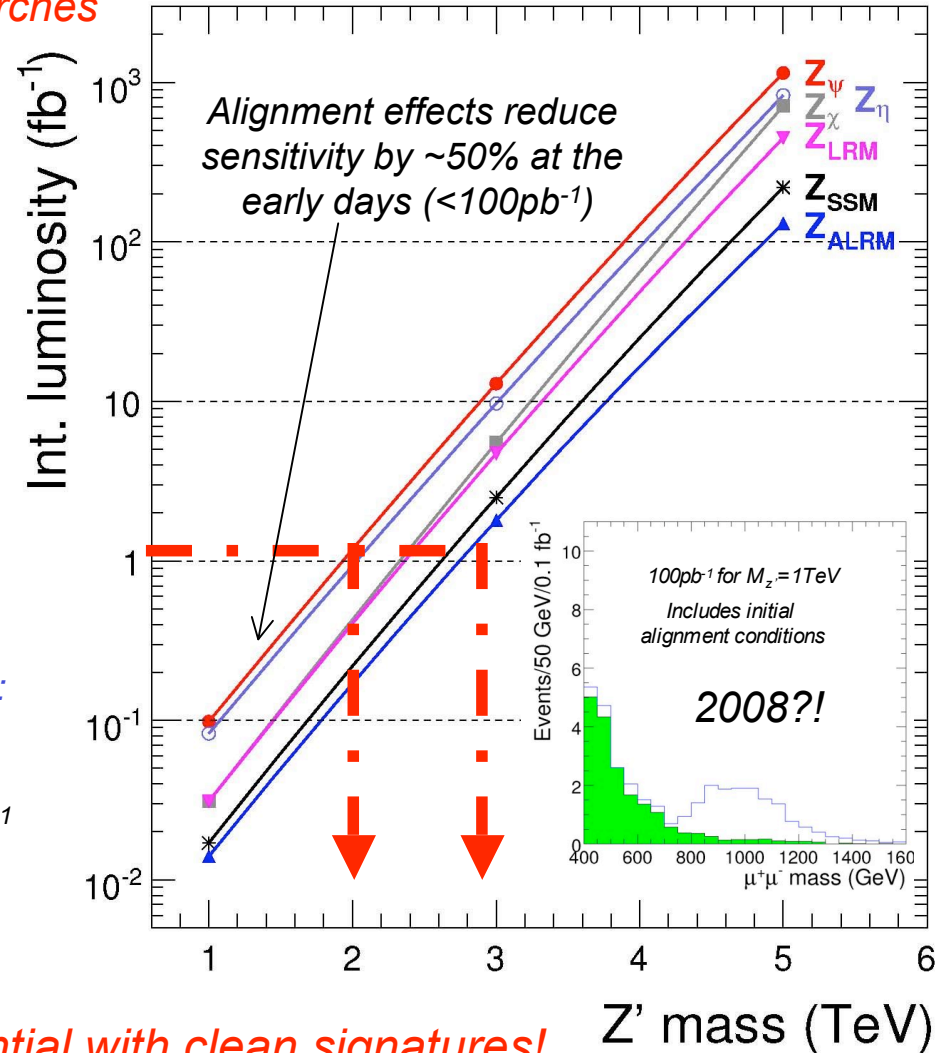
Because of their clear signature di-lepton resonances have always been subject of new physics searches



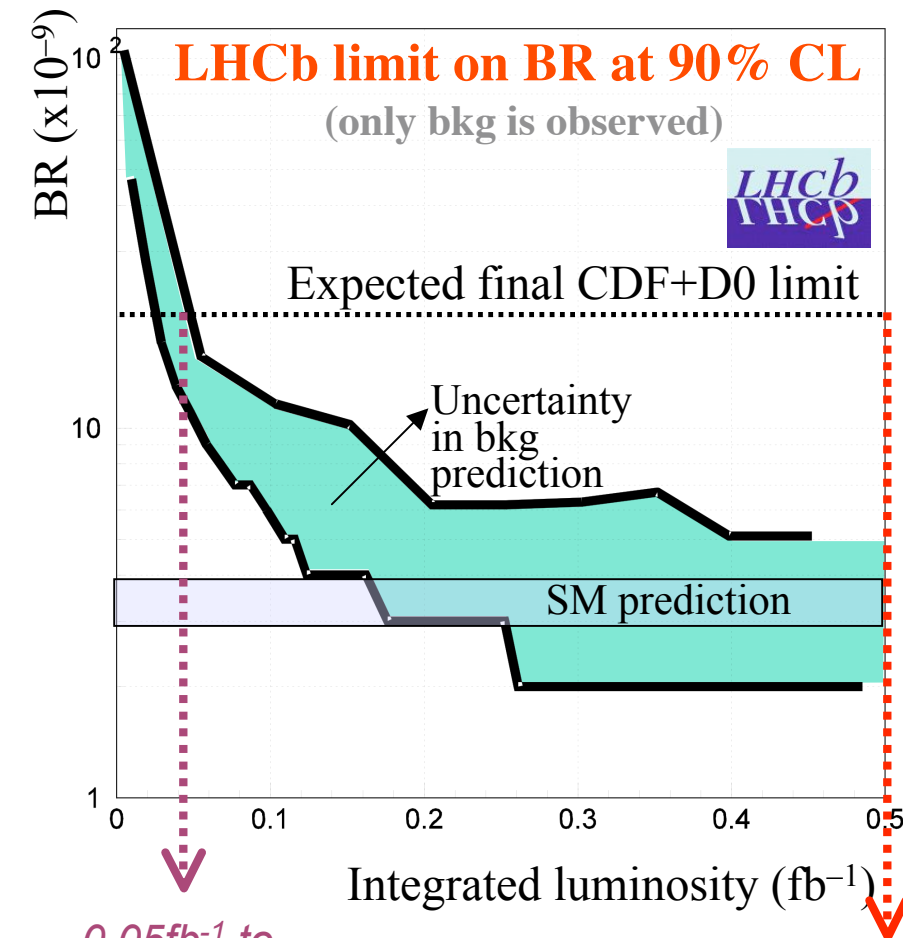
Main background:  
Drell-Yan:  
<1 event for  
 $M > 1.5 \text{ TeV}$  in  $1 \text{ fb}^{-1}$

Very early discovery potential with clean signatures!

Di-muon channel



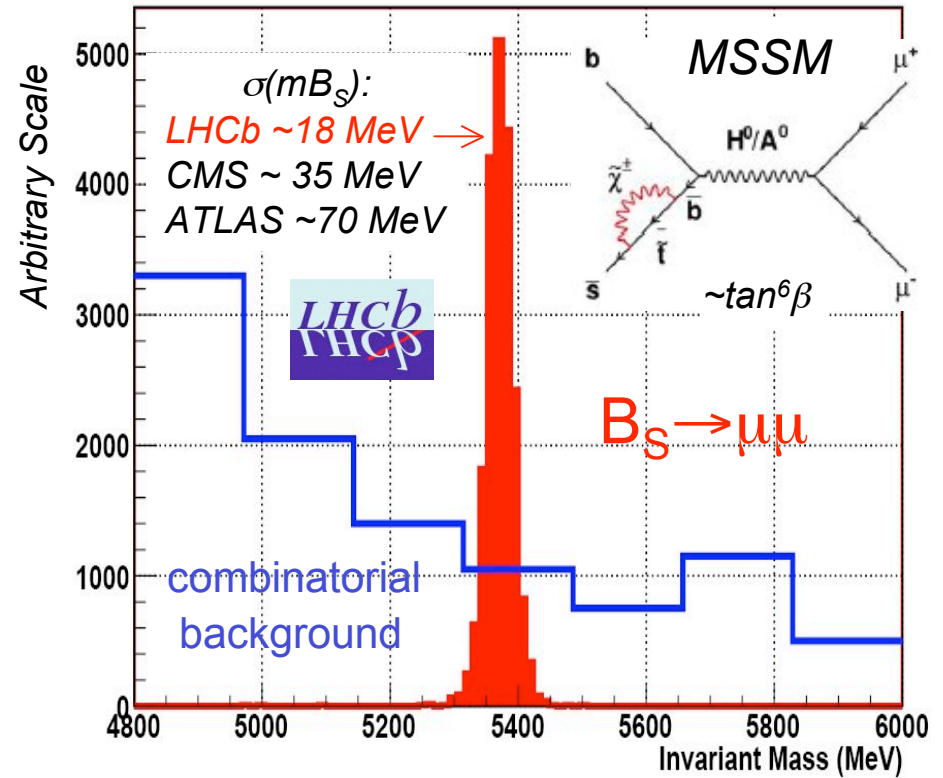
# Indirect NP Search: $B_s \rightarrow \mu\mu$



$0.05 \text{ fb}^{-1}$  to overtake CDF&D0

$0.5 \text{ fb}^{-1}$  for 90% exclusion at SM value

*Early discovery possible!*



Integral LHC Luminosity	Signal ev. after cuts	BG ev. after cuts	ATLAS upper limit at 90% CL	CDF&D0 upper limit at 90% CL
100 $\text{pb}^{-1}$	$\sim 0$	$\sim 0.2$	$6.4 \times 10^{-8}$	$8 \times 10^{-8}$
10 $\text{fb}^{-1}$	$\sim 7$	$\sim 20$	$7.0 \times 10^{-9}$	
30 $\text{fb}^{-1}$	$\sim 21$	$\sim 60$	$6.6 \times 10^{-9}$	



today

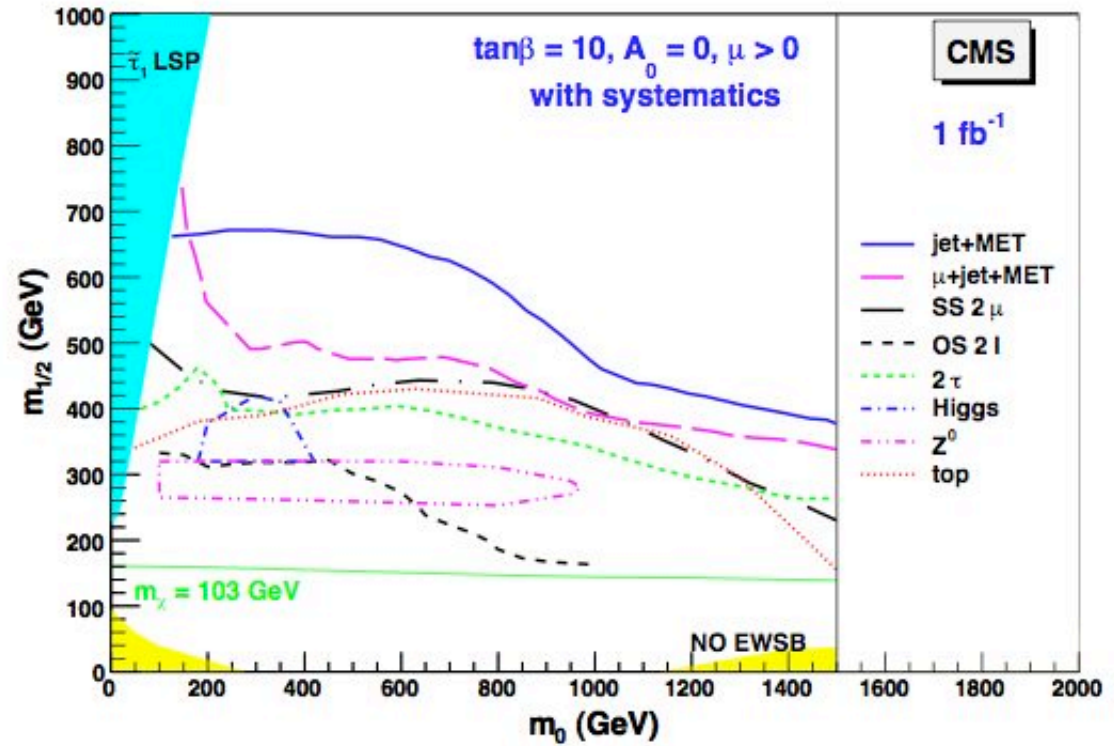
CMS comparable sensitivity



# SUSY Discovery Potential



CMS Reach for  $1\text{fb}^{-1}$  (ATLAS similar)



# SUSY Discovery Potential



## Important signatures for the star Inclusive Search:

- **Jet+Missing  $E_t$  &**
  - 0 Lepton ( $e, \mu$ )
  - 1 Lepton
  - 2 Leptons (same sign)
  - 2 Leptons (opposite sign)

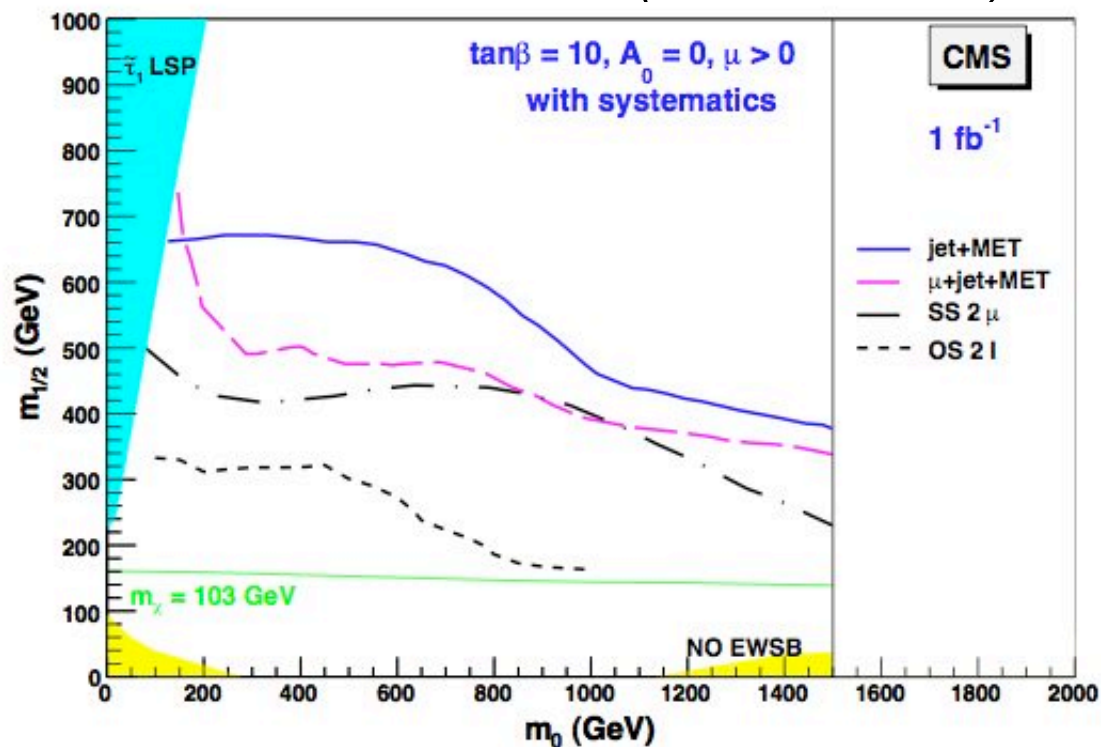
## Important SM Background:

- $t\bar{t}$
- $W/Z + \text{Jets}$
- QCD (multi-jets)  
[difficult to simulate]

## Background estimation:

- use control samples and side-band region to “measure” the background and/or tune your Monte Carlo.
- mainly “data-driven”  
(complemented with Monte Carlo)

CMS Reach for  $1\text{fb}^{-1}$  (ATLAS similar)



Other important signatures like di-taus,  $h \rightarrow bb$ ,  $Z$  and top production have also been studied but not covered in this talk!

# “Preferred” SUSY Parameter Space



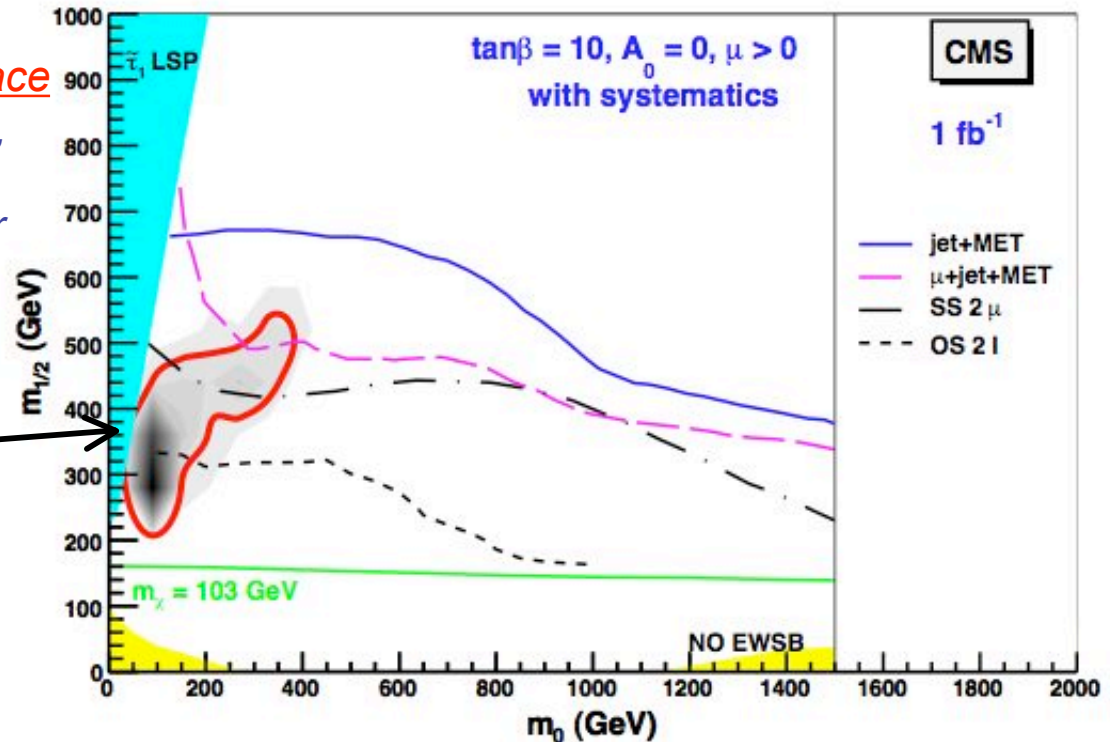
\* BUCHMULLER, CAVANAUGH, DE ROECK, HEINEMEYER, ISIDORI, PARADISI, RONGA, WEBER, WEIGLEIN.

## “Preferred” mSUGRA parameter space

Used indirect constraints from flavour, electroweak and cosmology physics to determine the mSUGRA parameter space compatible with these data.

hep-ph/0707.3447\*  
 95% contour obtained from a multi-parameter  $\chi^2$  fit to important indirect constraints.  
 $\chi^2/NDF = 17/14$  - good fit  
 NOTE: All mSUGRA parameters are free in the fit!

## CMS Reach for $1fb^{-1}$ (ATLAS similar)



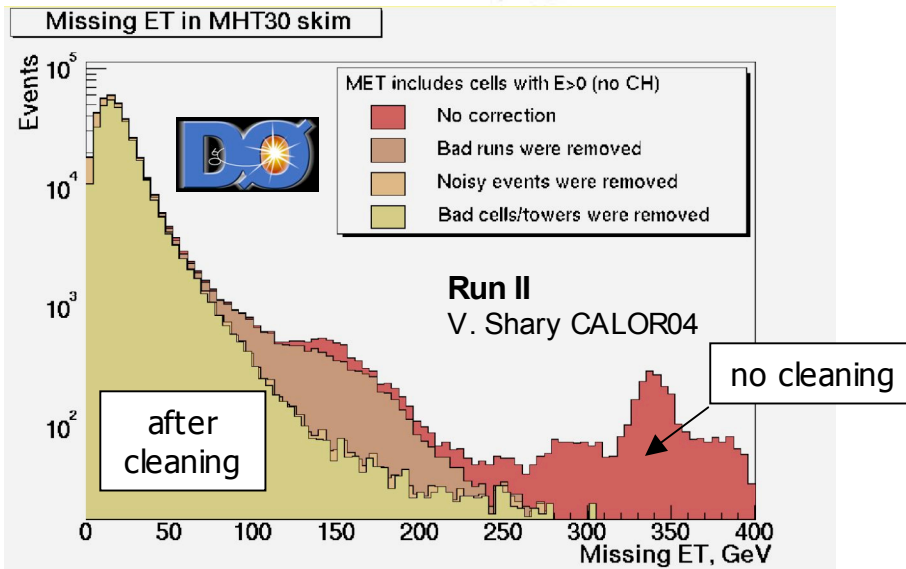
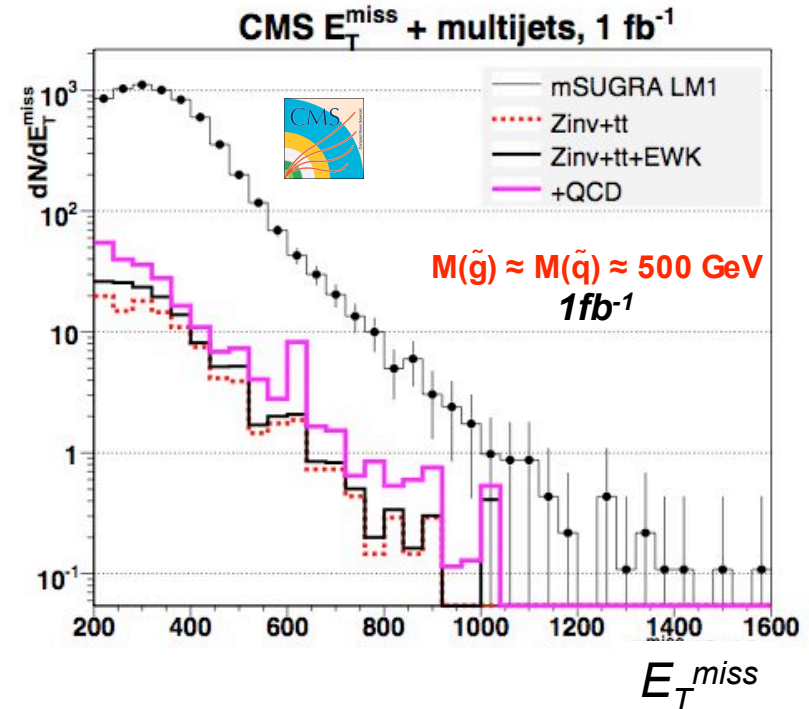
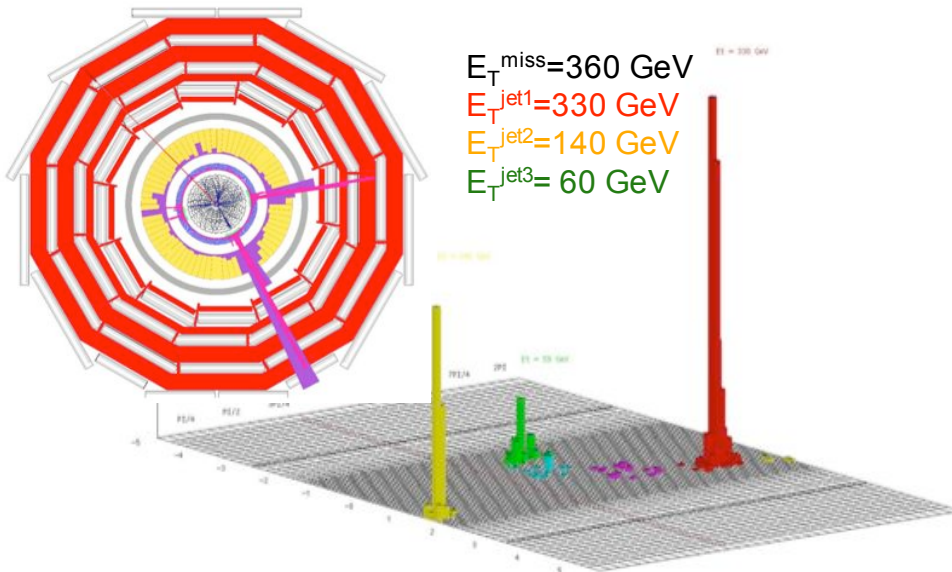
**If these “LHC weather forecasts” are correct, SUSY will emerge very early!**

For sure these tools will be very useful to solve the “inverse problem”:  
 → Interpretation of discoveries

## Example of similar analyses:

- Ellis, Heinemeyer, Olive, Weber, Weiglein - hep-ph/0706.0652
- Allanach, Lester, Weber - hep-ph/0705.0487
- Trotta, Austri, Roszkowski - hep-ph/0609126
- ... there are more!

# Jets + $E_T^{miss}$ - Inclusive Search



*Big discovery potential*

But requires a very good detector understanding:

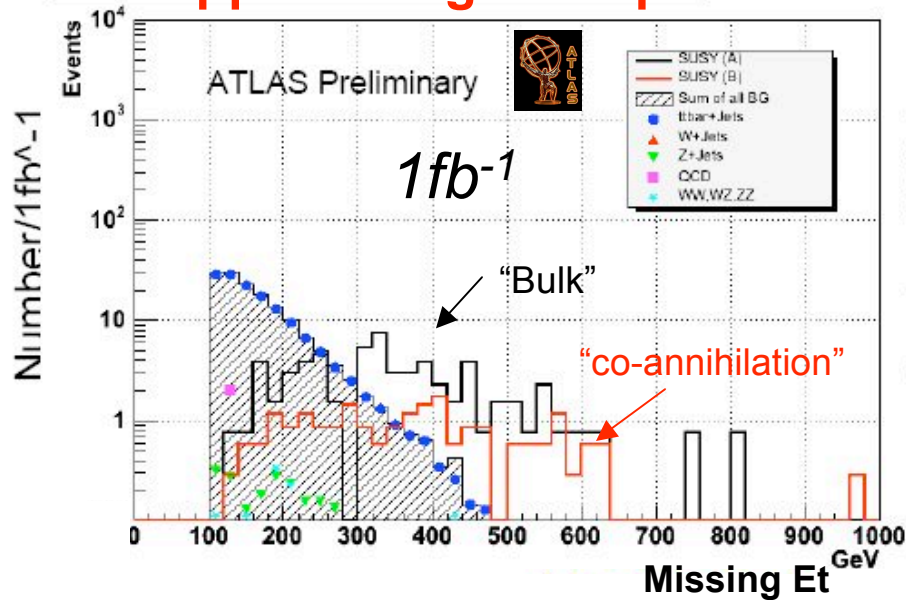
**Analysis Strategy:**

- Be brave
- Fight background and noise
- Use data control samples

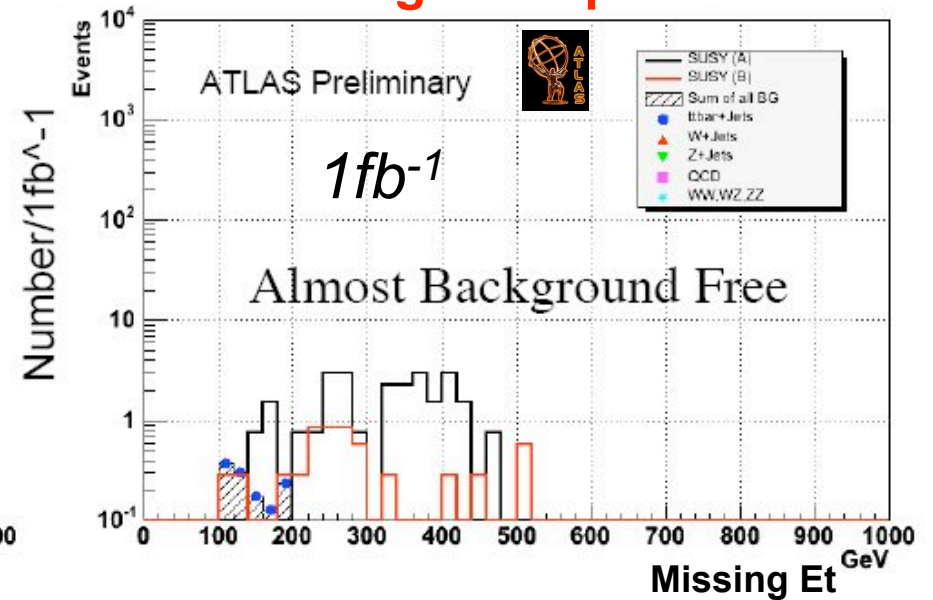
# Jets+ $E_t^{miss}+(1,2) l$ - Inclusive Search



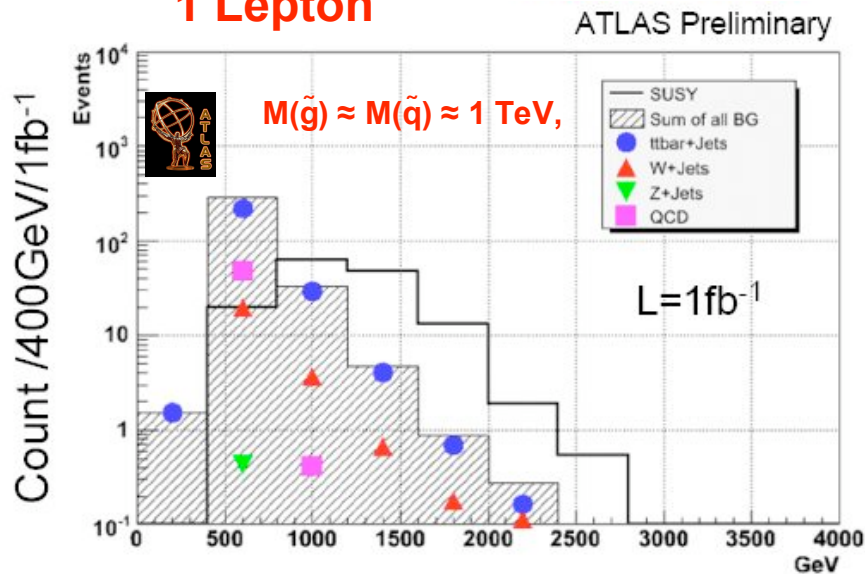
## Opposite sign di-leptons



## Same sign di-leptons



## 1 Lepton



## Good discovery potential

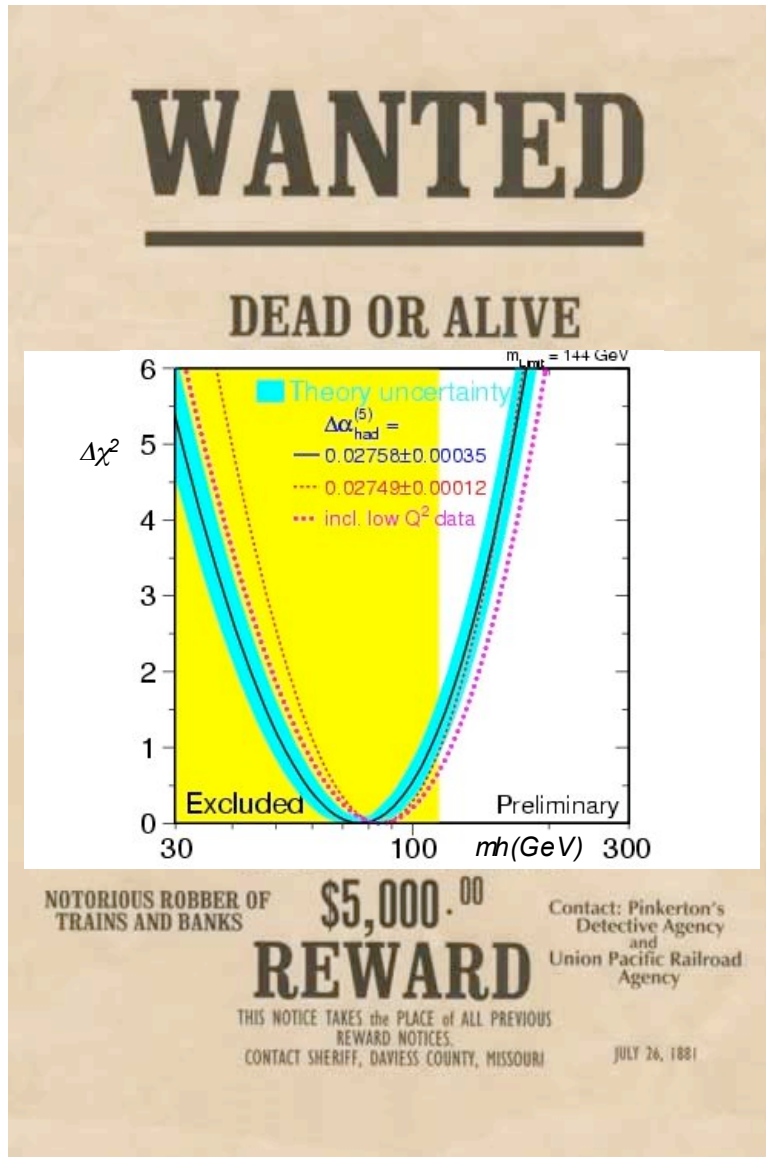
Lower statistic but cleaner than “0 lepton”.

## Analysis Strategy:

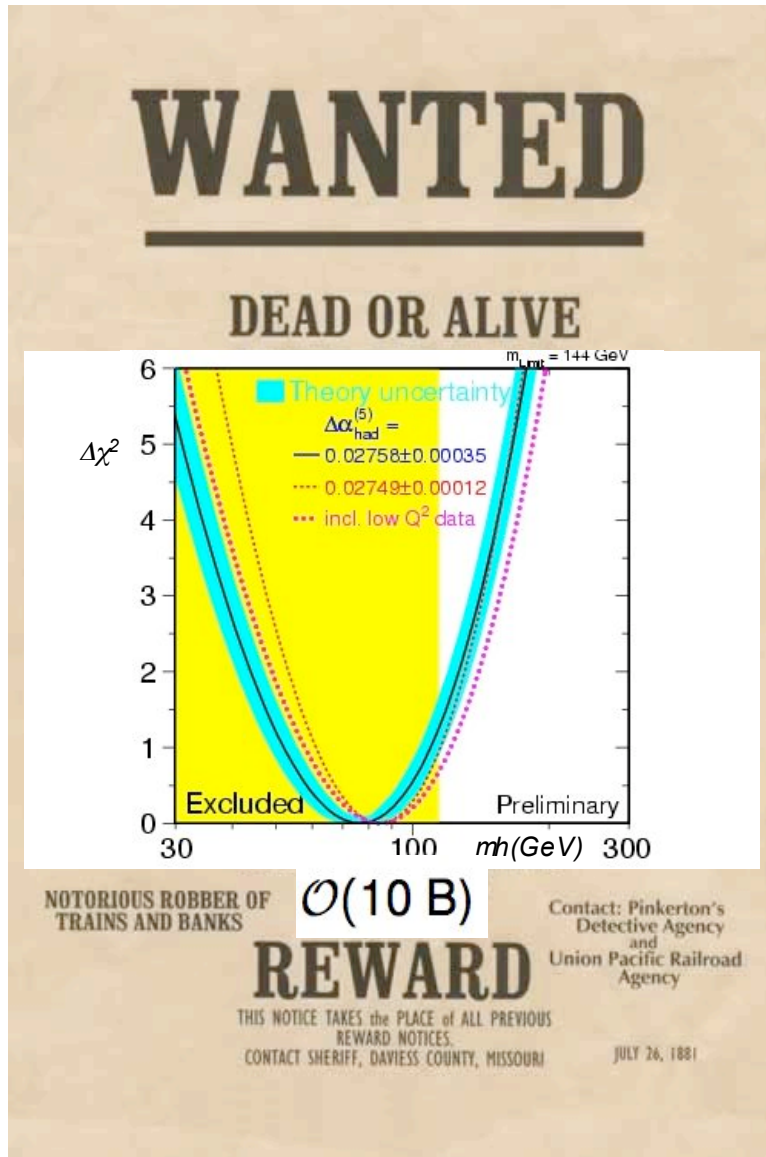
- Still worry about ttbar, W/Z jets and QCD
- Use data control samples
- get lepton reconstruction/selection under control



# SM-like Higgs Boson



# SM-like Higgs Boson



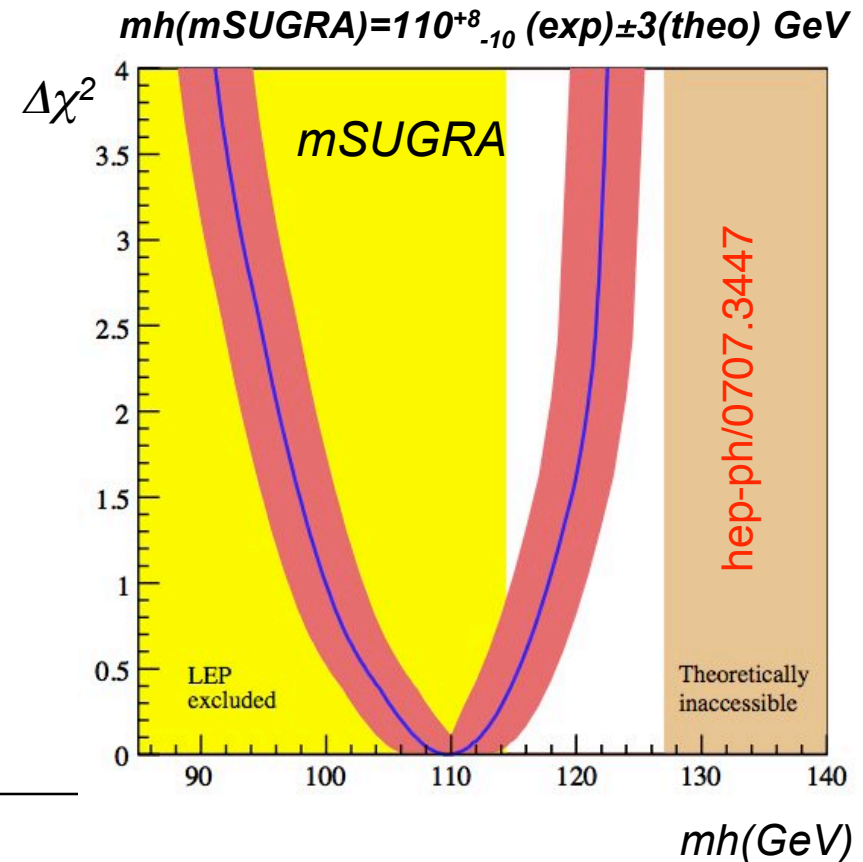
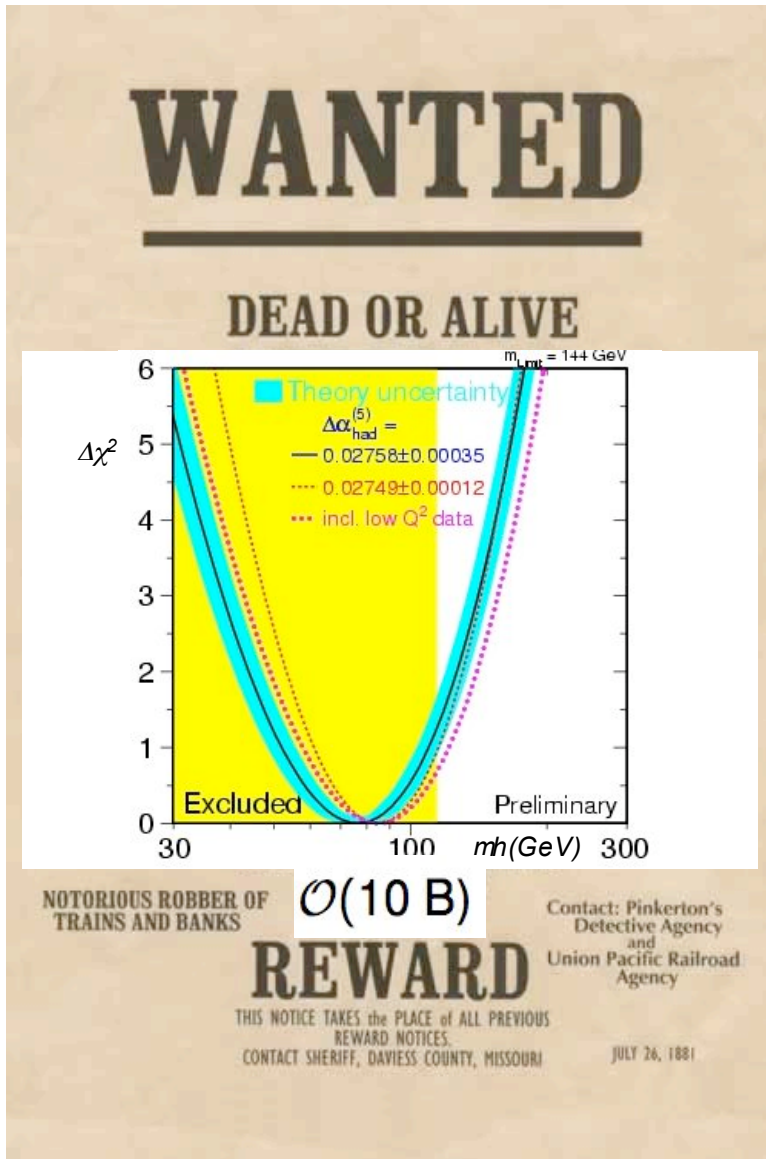
# SM-like Higgs Boson



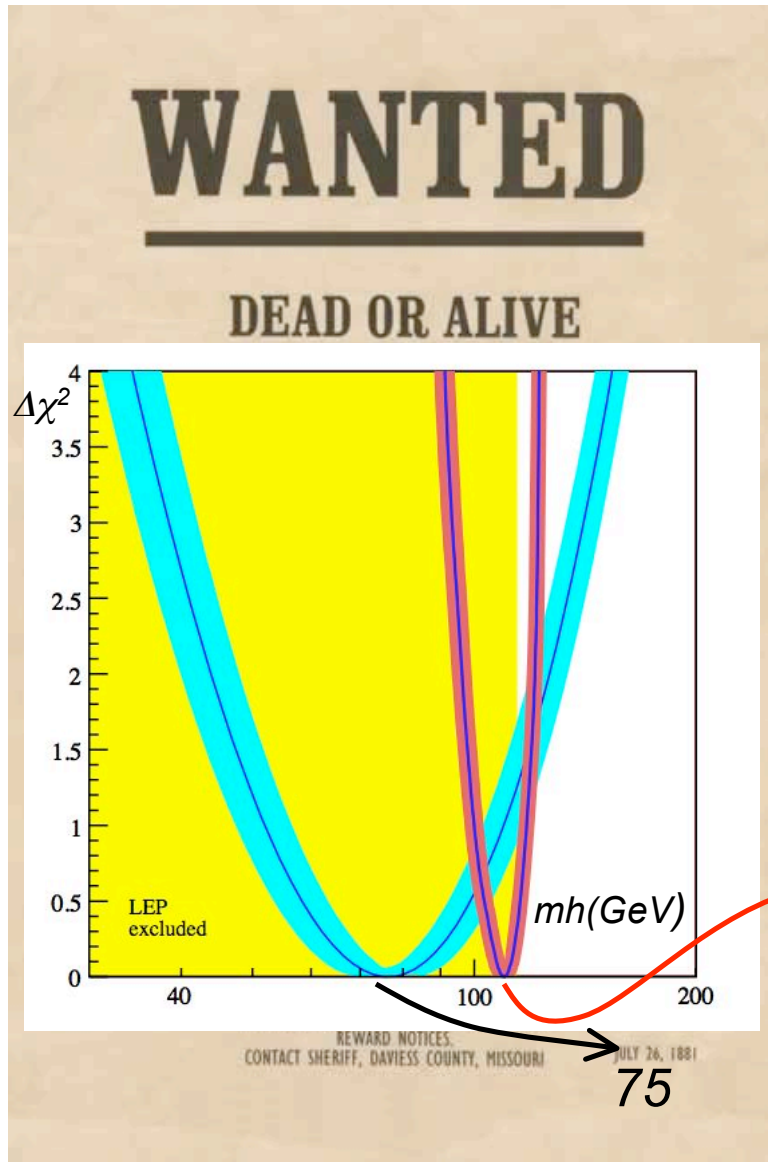
Precision electroweak data tightly constrain the allowed region of  $m_h$  in the SM.  
 Yet, also other important models like *mSUGRA* are constrained by these data:

*mSUGRA* fit to flavour, electroweak and cosmology data:

$$m_h(mSUGRA) = 110^{+8}_{-10} \text{ (exp)} \pm 3 \text{ (theo)} \text{ GeV}$$



# SM-like Higgs Boson

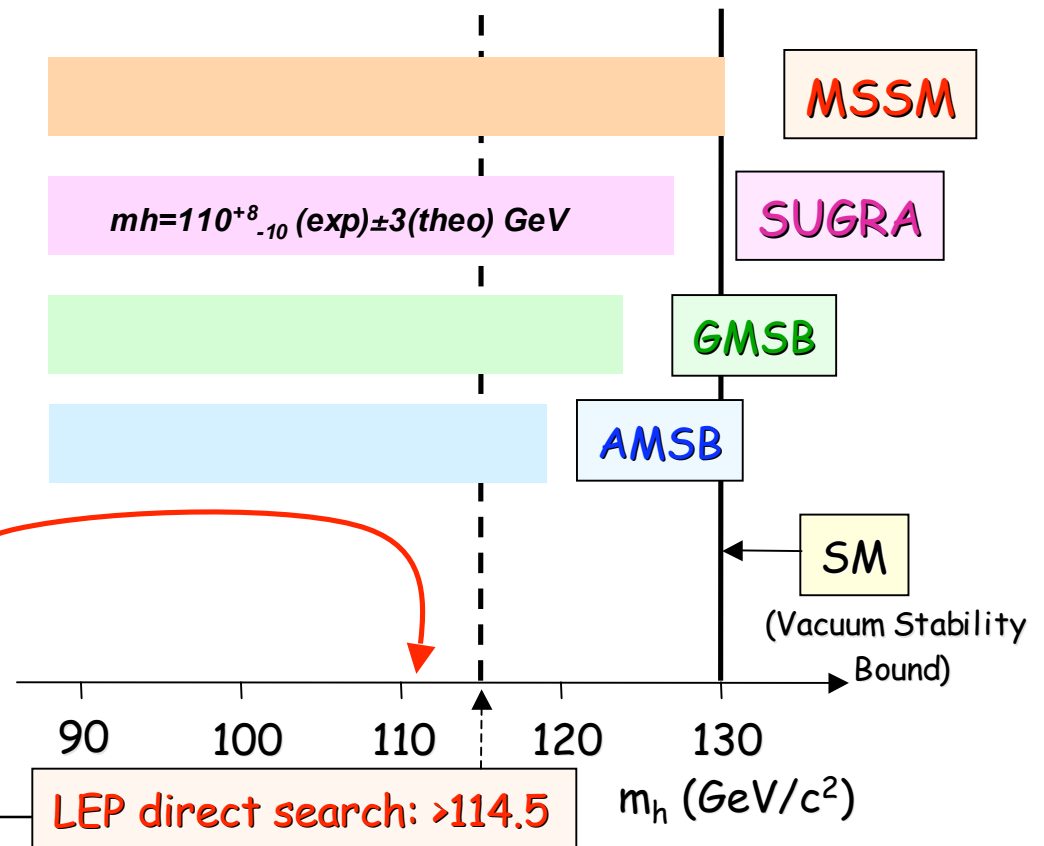


*SM: Constrained Phase Space*

$$m_h(\text{SM}) = 76^{+33}_{-24} \text{ GeV}$$

$$m_h(\text{SM}) < 144 \text{ GeV @ 95\% CL}$$

*SUSY: Accessible Phase Space*



# Higgs Mass below 200 GeV



Low  $M_H < 140 \text{ GeV}$

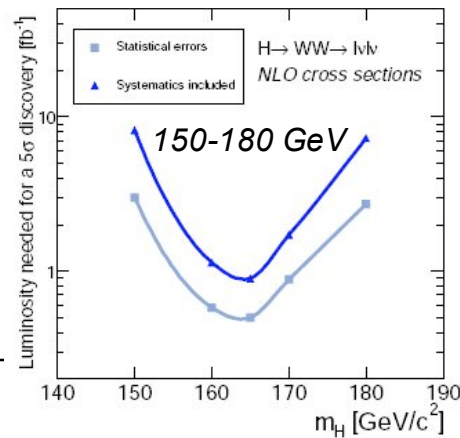
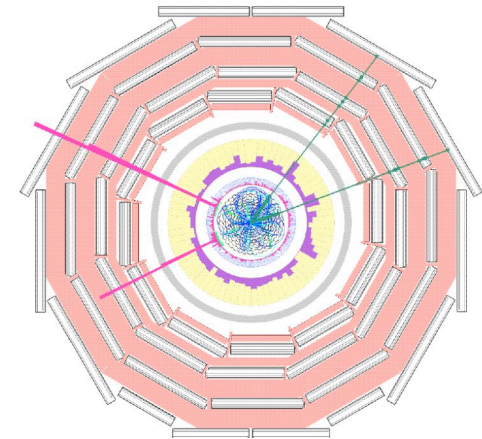
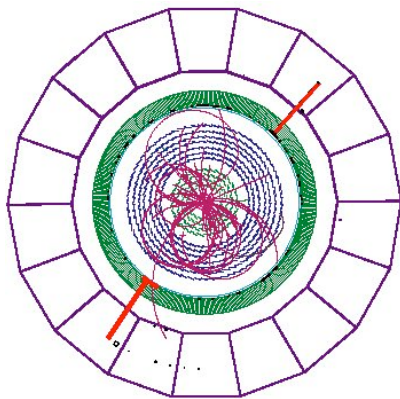
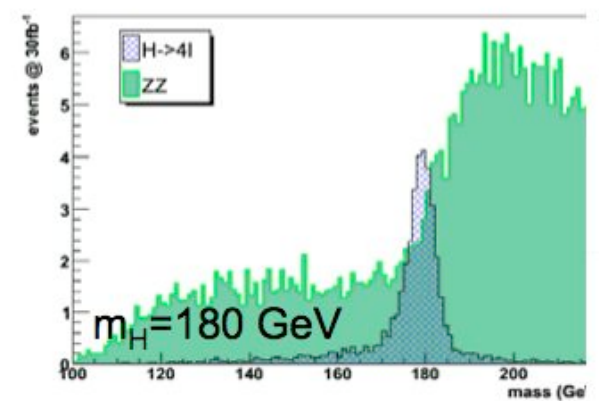
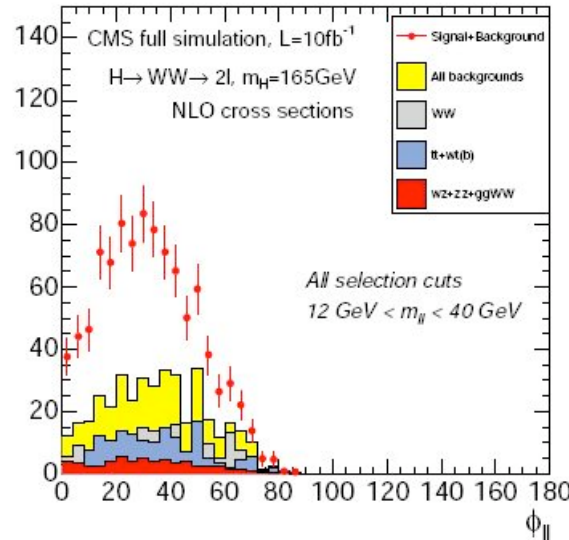
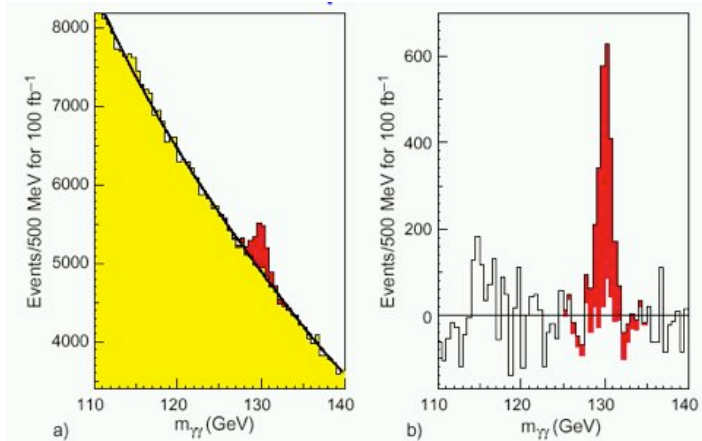
$$H \rightarrow \gamma\gamma$$

$2M_W < M_h < 2M_Z$

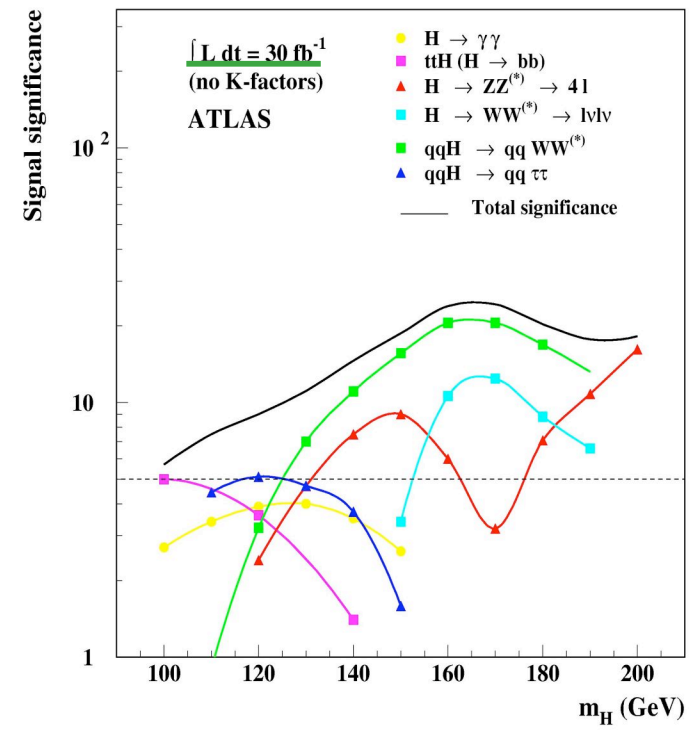
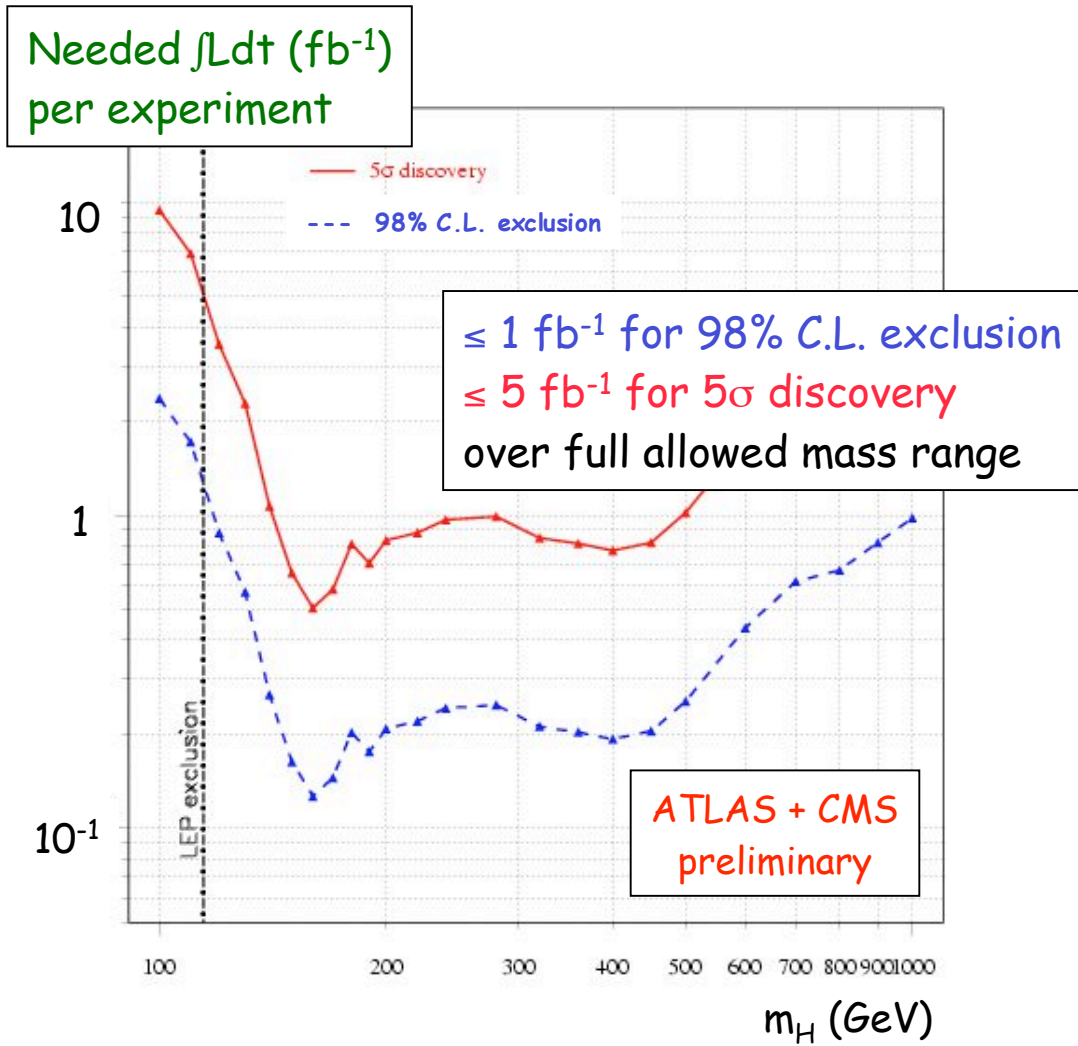
$$H \rightarrow WW^{(*)} \rightarrow 2l$$

$130 < M_H < \sim 600 \text{ GeV}$

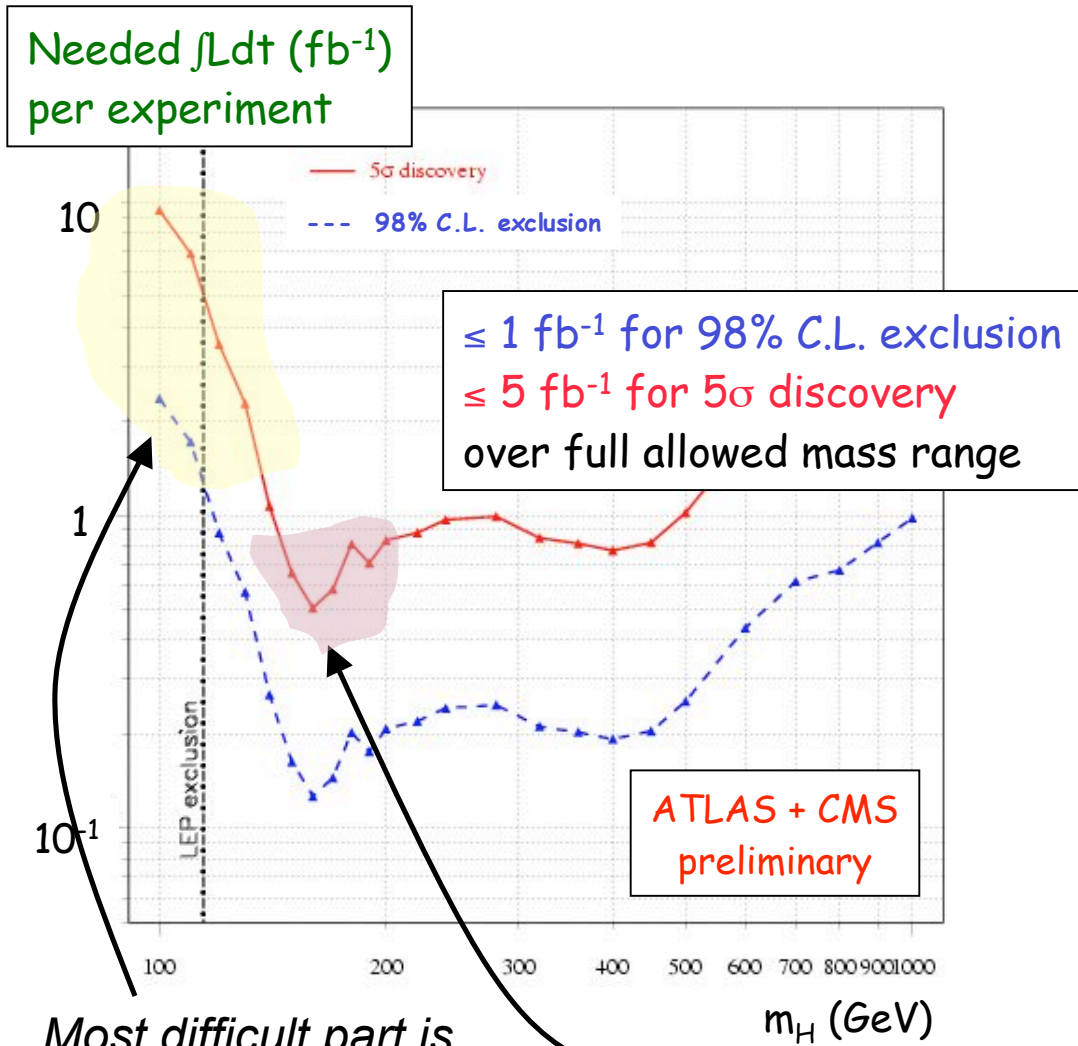
$$H \rightarrow ZZ^{(*)} \rightarrow 4l$$



# SM Higgs Reach



# SM Higgs Reach

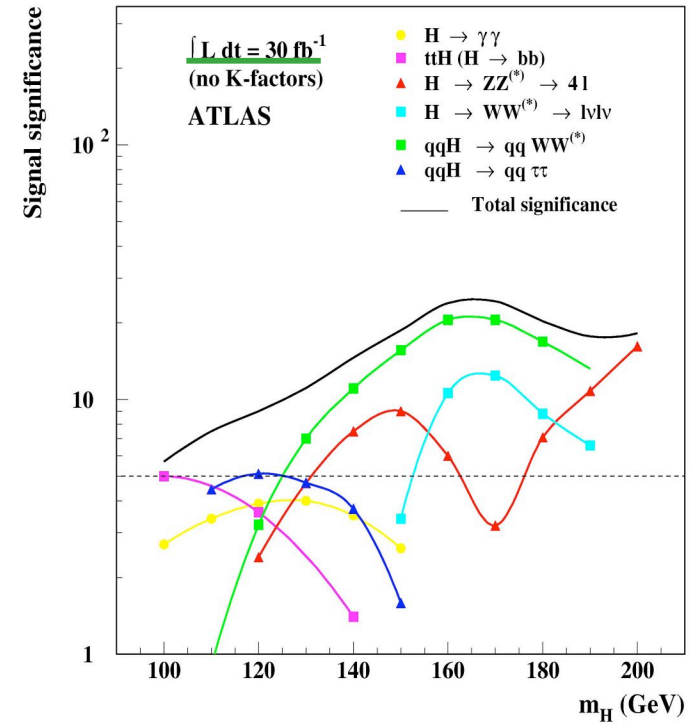


Most difficult part is  $M_h \sim 115 \text{ GeV}$

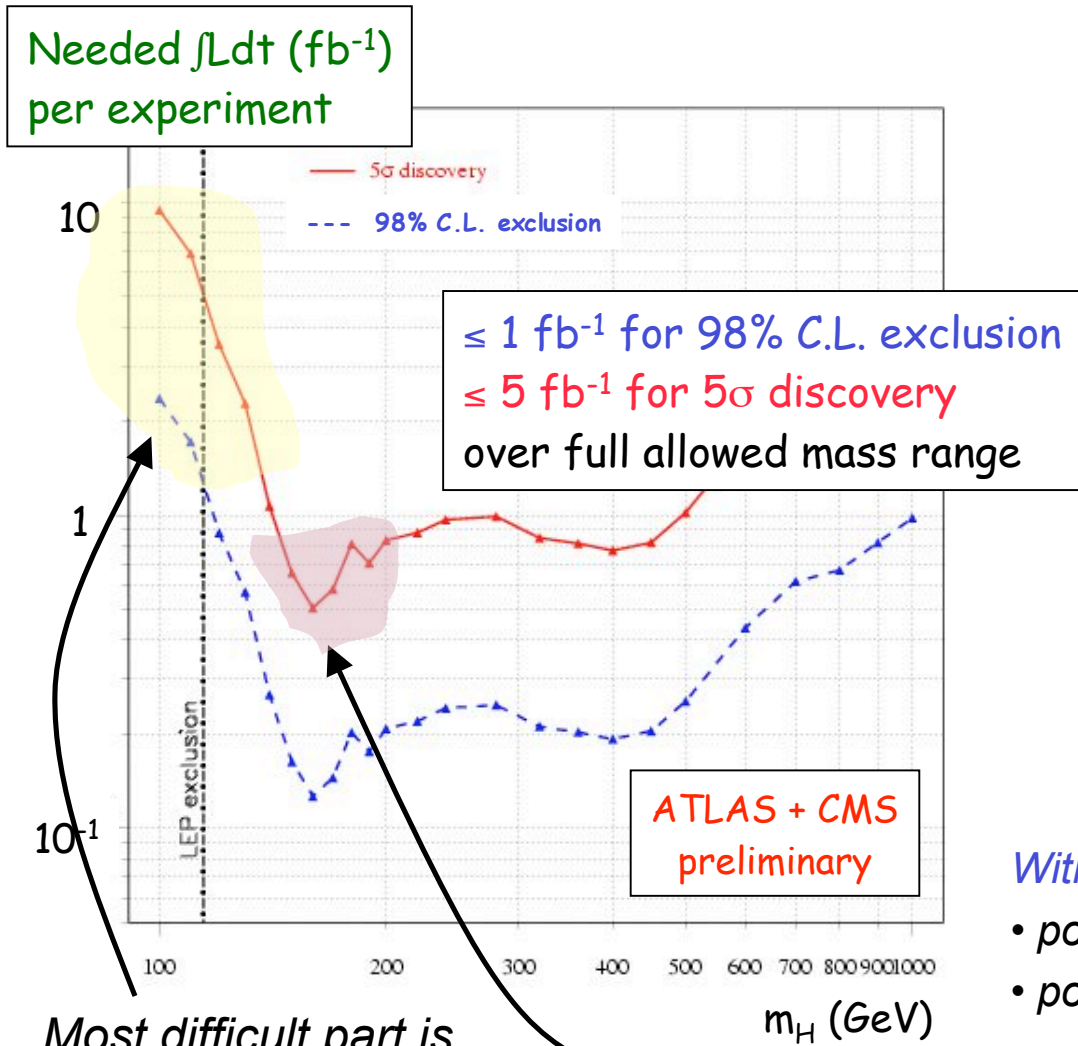
Early discovery already

Possible with  $1 \text{ fb}^{-1}$

$H \rightarrow WW^{(*)} \rightarrow 2l$

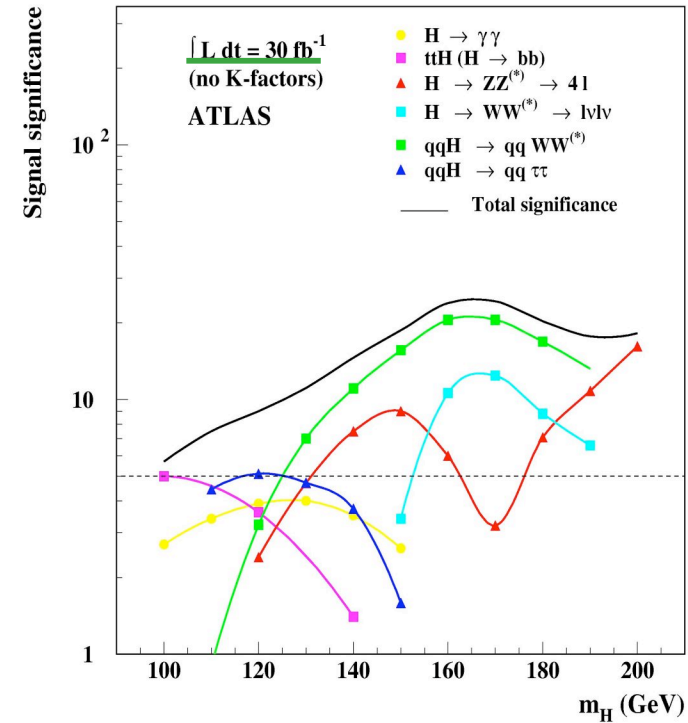


# SM Higgs Reach



Most difficult part is  $M_h \sim 115 \text{ GeV}$

Early discovery already possible with  $1 \text{ fb}^{-1}$   
 $H \rightarrow WW^{(*)} \rightarrow 2l$



With  $1 \text{ fb}^{-1}$  of understood data:

- potential to exclude almost all  $m_h$  values
- potential to discover higgs with  $m_h \sim 165 \text{ GeV}$

**LHC will give us an answer!**



# Summary



- LHC&Experiments are on track for first collisions in 2008
  - Challenge: commissioning of machine and detectors of unprecedented complexity, technology and performance
- The LHC will discover (or exclude) the Higgs by ~2010
  - Electro Weak Symmetry Breaking
  - Large phase space can already be excluded with only  $\sim 1\text{fb}^{-1}$
- The LHC will discover low energy SUSY (if it exists)
  - Could be easy; could also take more time and ingenuity before we can claim a discovery
  - First signals might emerge already in the first data
  - 1-2 TeV can be covered already with  $\sim 10\text{fb}^{-1}$
- The LHC will cover a new physics scale of 1-3 TeV
  - Many new physics models; Black hole, Extra Dimensions, Little Higgs, Split Susy, New Bosons, Technicolour, etc ...

**In other words; the next five years will be an exciting time for particle physics ...**



---

## *Many Thanks to:*

R. Cousins, A. De Roeck, F. Gianotti, J. Incandela,  
K.Jakobs, P. Jenni, J-P. Revol, G. Rolandi, F. Ronga,  
T.Ruf, K. Safarik, O. Schneider, P. Sphicas,  
and many others ...



---

# *Backup*



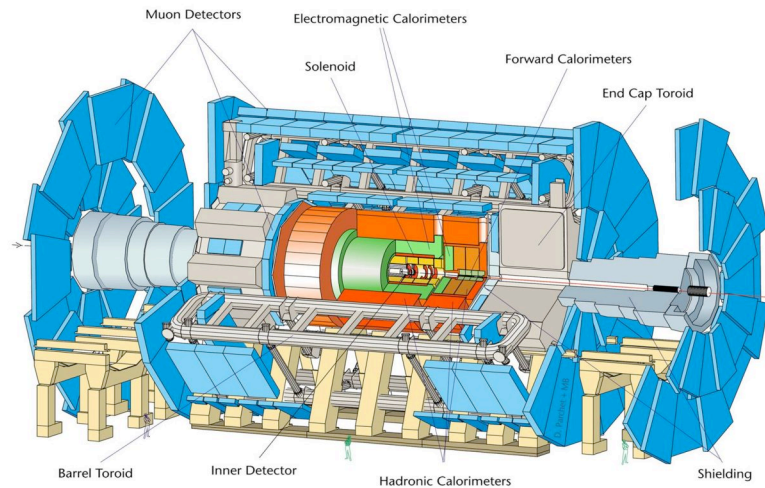
---

# ***Backup: Commissioning & Experiments***

# General Purpose Detectors



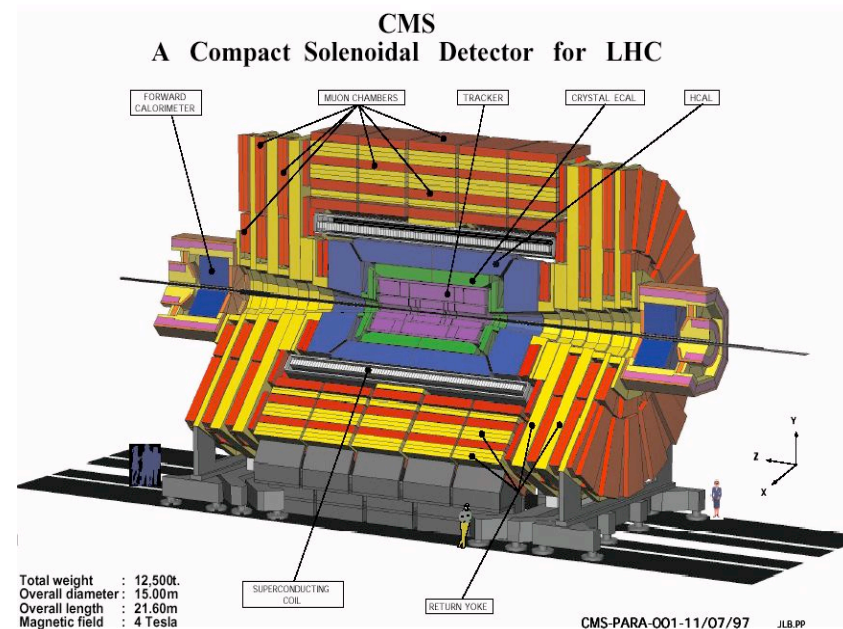
## ATLAS



- **Tracking ( $|\eta| < 2.5$ ,  $B=2T$ ) :**
  - Si pixels and strips
  - Transition Radiation Detector ( $e/\pi$  separation)
- **Calorimetry ( $|\eta| < 5$ ) :**
  - EM : Pb-LAr with Accordion shape
  - HAD: Fe/scintillator (central), Cu/W-LAr (fwd)
- **Muon Spectrometer ( $|\eta| < 2.7$ ) :**
  - air-core toroids with muon chambers

## CMS

- **Tracking ( $|\eta| < 2.5$ ,  $B=4T$ ) :**
  - Si pixels and strips
- **Calorimetry ( $|\eta| < 5$ ) :**
  - EM :  $PbWO_4$  crystals
  - HAD: brass/scintillator (central+ end-cap), Fe/Quartz (fwd)
- **Muon Spectrometer ( $|\eta| < 2.5$ ) :**
  - return yoke of solenoid instrumented with muon chambers



LHCb December 2006

REGGIARE 40 TON  
1987  
N 42000-06

Muon

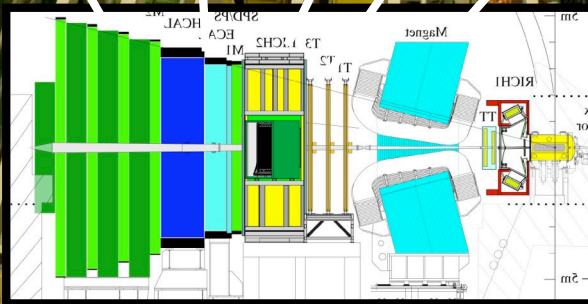
Calorimeters

RICH2

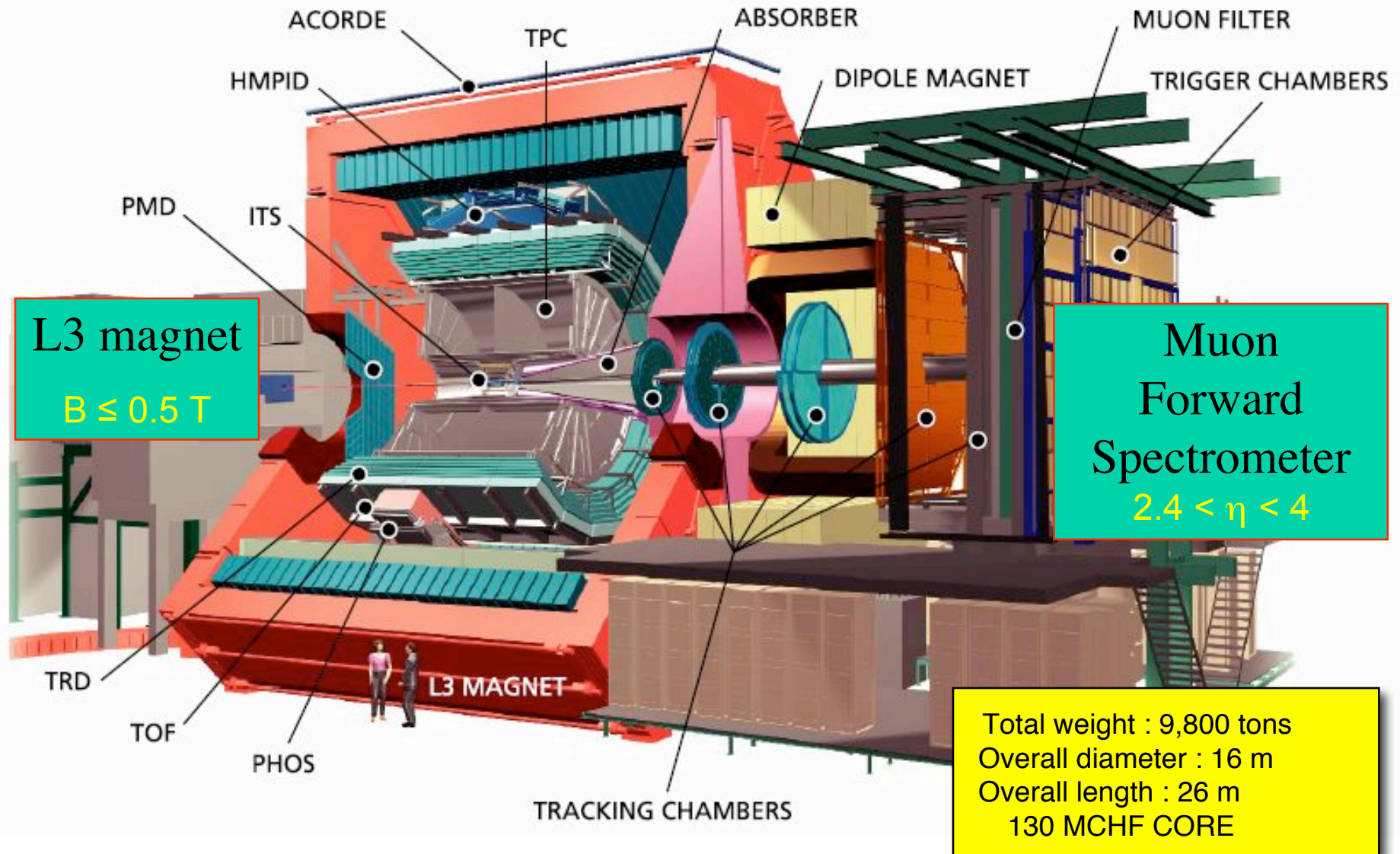
Trackers

Magnet


RICH1  
VELO



# ALICE



**Space frame installed  
In the L3 magnet**



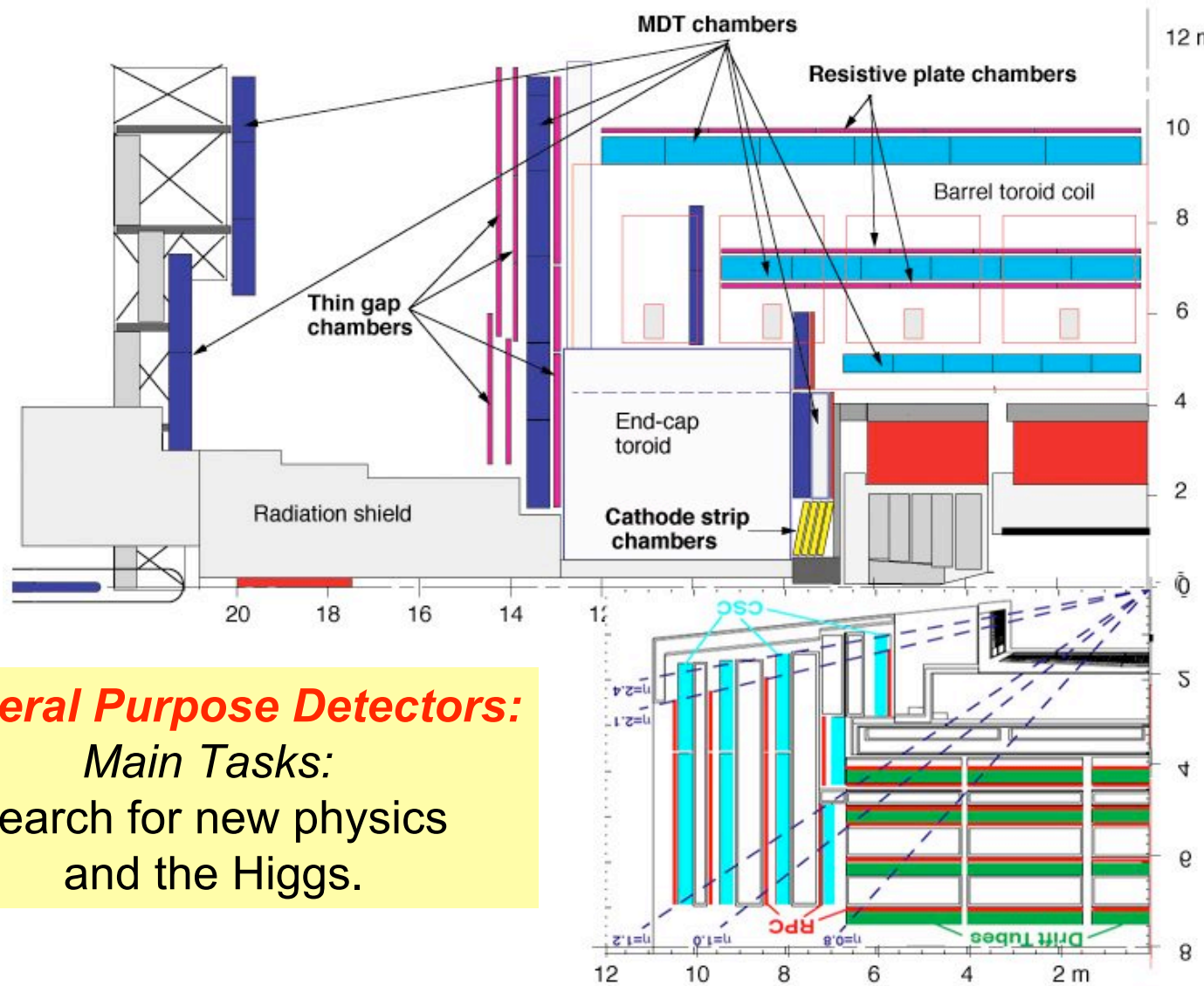


# ATLAS Inner Detector



**ATLAS Pixel detector integration (barrel, end-caps and beam pipe)**

# ATLAS & CMS


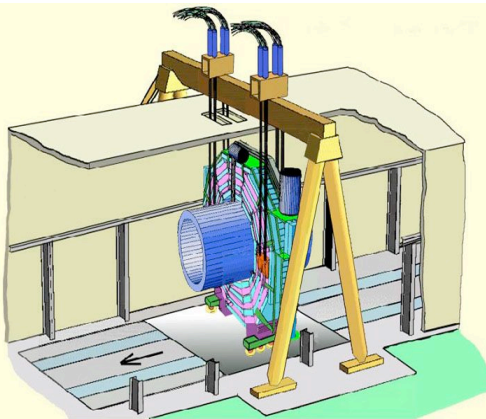


**ATLAS:**  
 Length: ~45m  
 Radius: ~12m  
 Weight: ~7000t

**CMS:**  
 Length: ~22m  
 Radius: ~7m  
 Weight: ~12500t

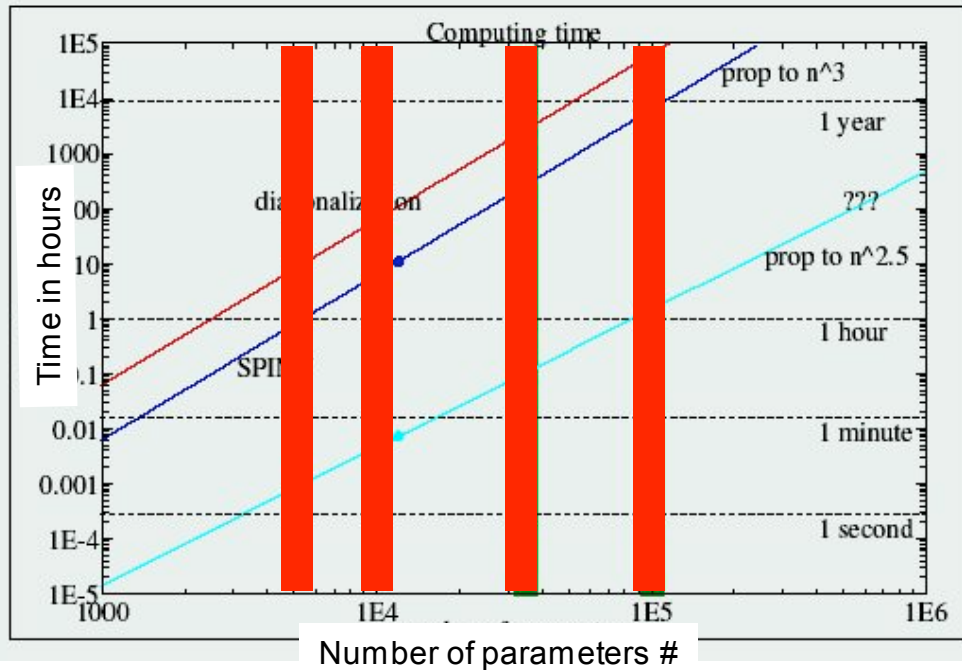
**General Purpose Detectors:**  
 Main Tasks:  
 Search for new physics  
 and the Higgs.

# ...CMS Installation

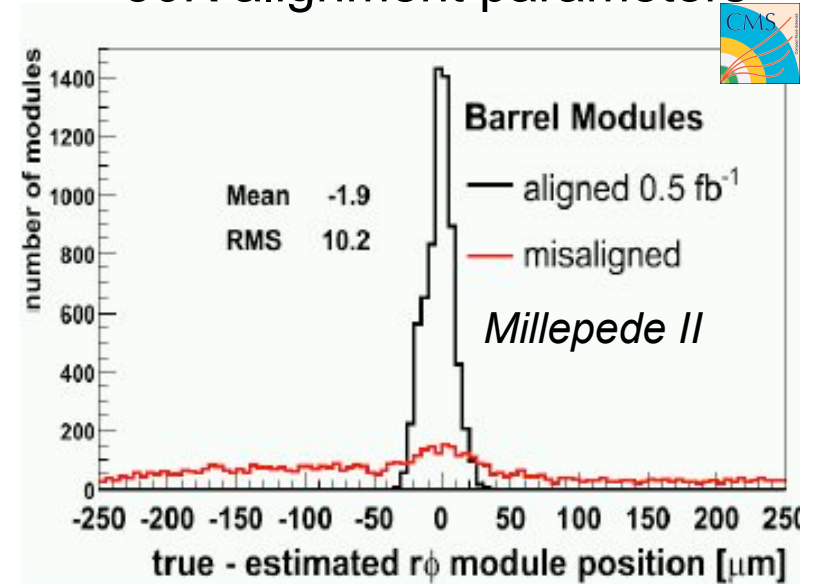


YB0(~2000t) lowering  
in February 2007

# Commissioning Challenge: Alignment



>50K alignment parameters



## Complexity Problem

	LHCb	ALICE	ATLAS	CMS
#	~6000	~10000	~35000	~100000
CPU*	~1h	~5h	~200h	~1year

New territory of complexity  
- especially true for ATLAS and CMS

## New Alignment Algorithms

*Develop new statistical methods able to deal with alignment complexity problems >50k parameters!*

*Example: Millepede II (V.Blobel)*

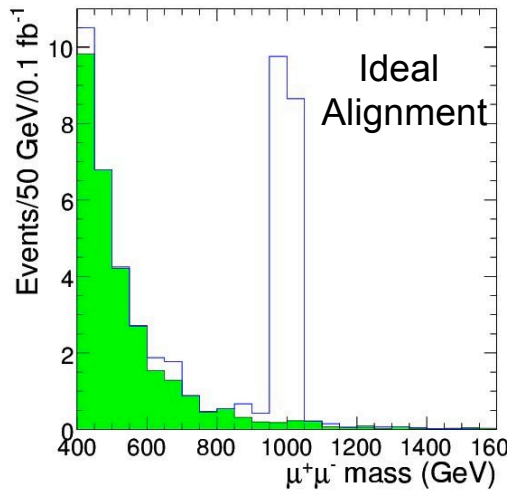
- applied to full CMS tracker
- 1h 40min CPU time only for ~50K
- all correlations considered

\* CPU time required to invert a NxN Matrix on one CPU

# (Mis)Alignment & Physics



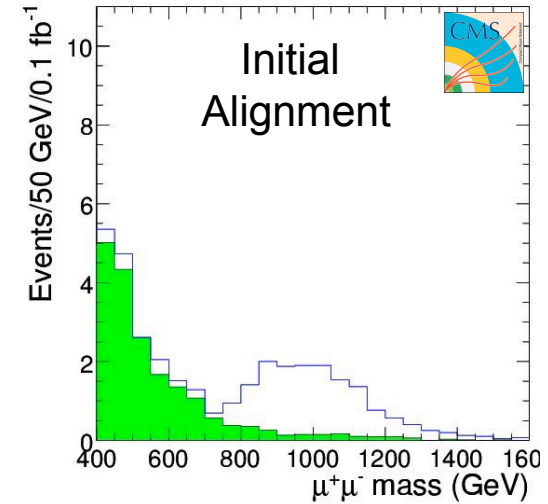
A speedy alignment of the tracking devices is crucial; *just two examples*



**High mass di-lepton pairs**

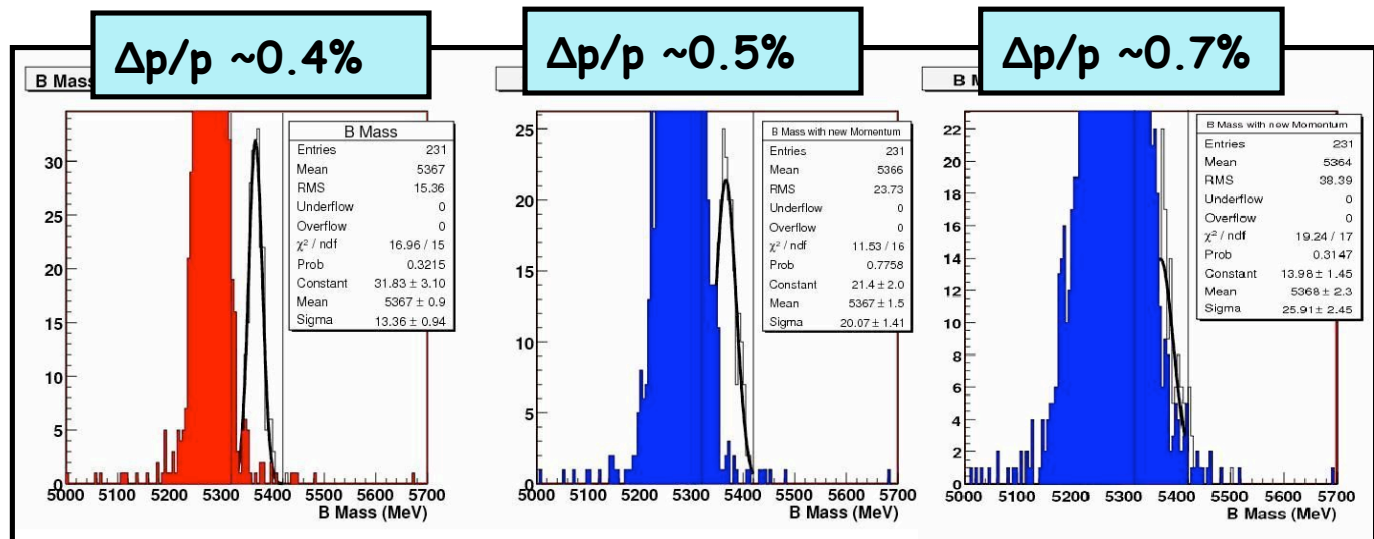
Example:  
 $Z' \rightarrow \mu\mu; M_{Z'} = 1\text{TeV}$

**Significant Impact!**

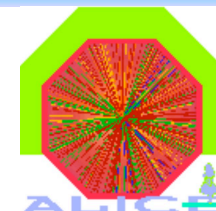
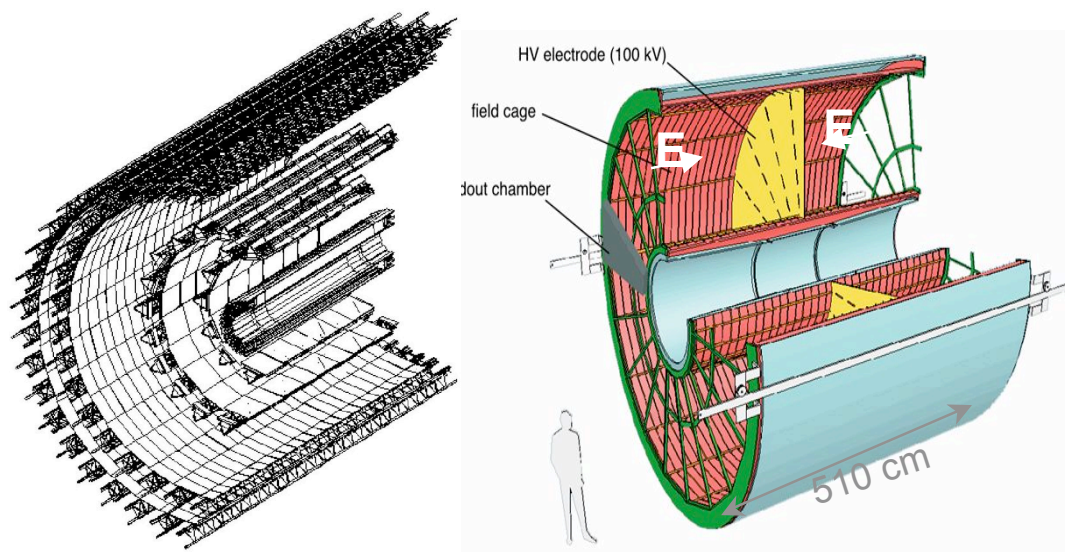


$B_s \rightarrow \pi^+ K^-$

Mass separation  
of  $B_s$  and  $B_d$   
for different levels  
of misalignment

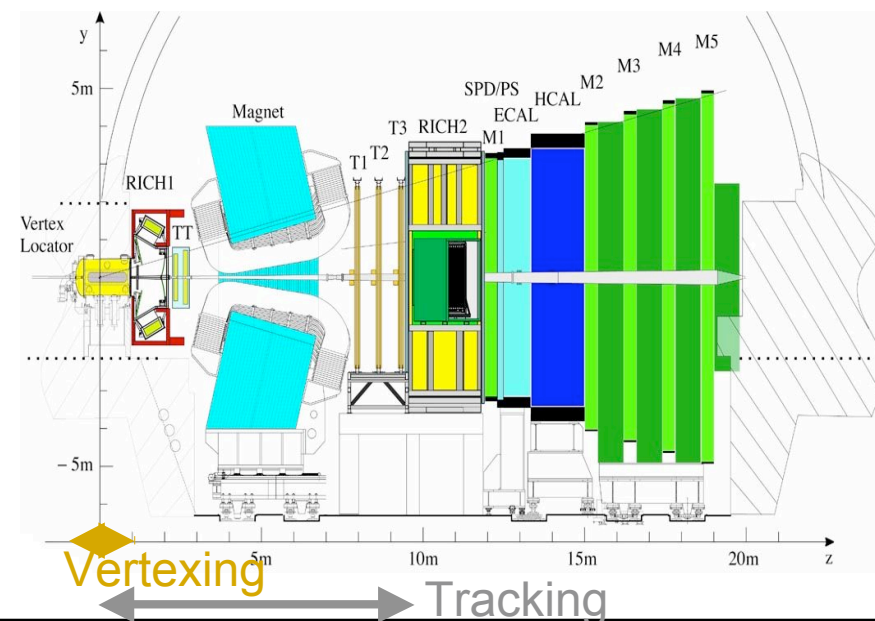


# Tracker ALICE & LHCb



ALICE tracker:

- Si pixels, strips and TPC
- Pixel FAST-OR (unique at LHC) and provides a high multiplicity trigger → Study MB events
- $p_T$  cutoff  $\sim 100$  MeV



LHCb tracker:

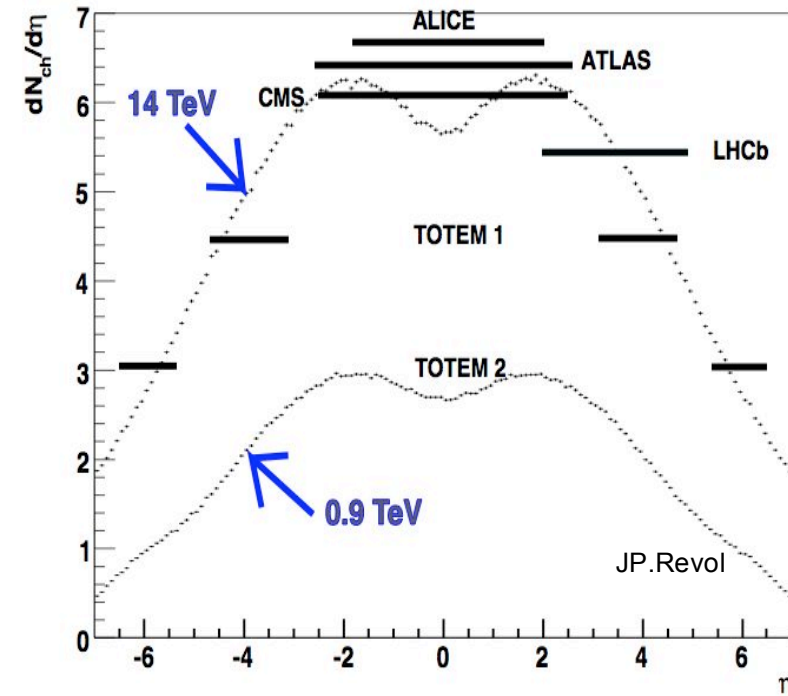
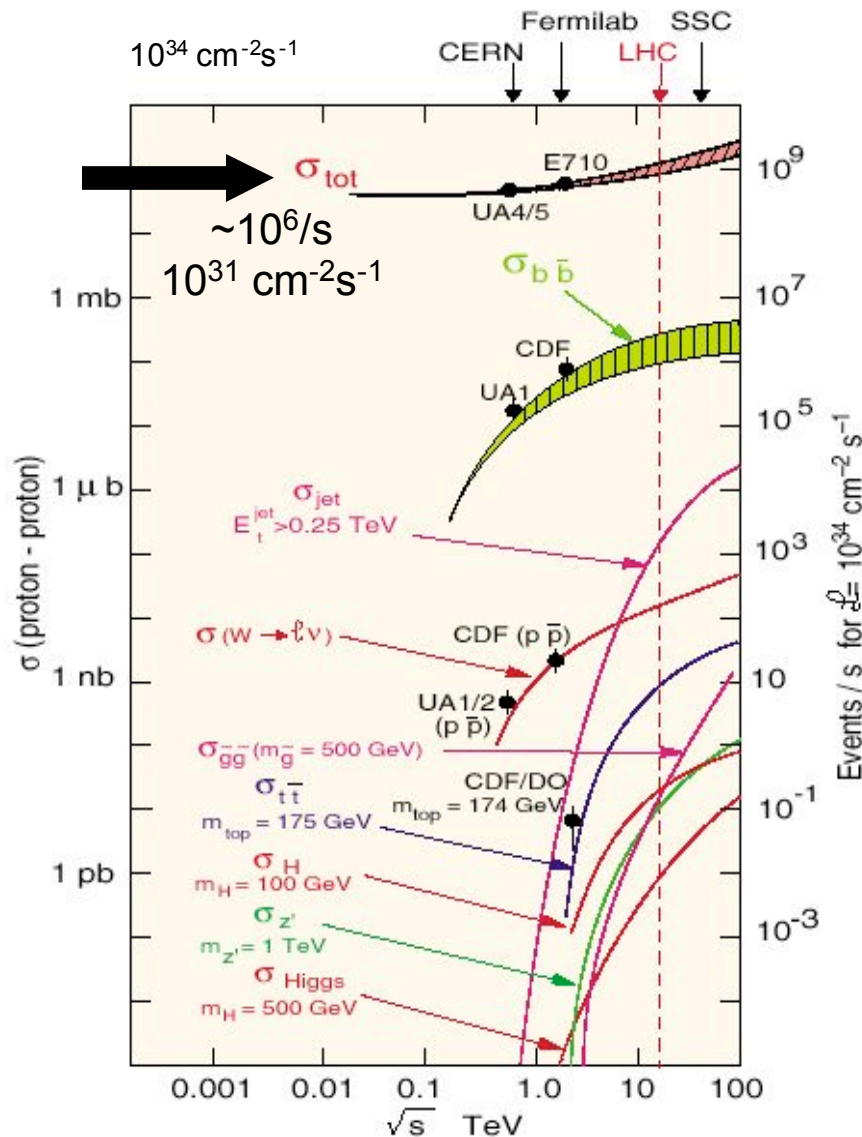
- Vertex Locator, Si trigger tracker tracker station (T1, T2 & T3)
- Tracking efficiency  $> 95\%$  for long tracks from B decays
- Average B-decay track resolutions:  
Impact parameter:  $\sim 30 \mu\text{m}$   
Momentum:  $\sim 0.4\%$

# First Phase at 14 TeV



## “How”: Measure Charged Particle Density

- Huge cross section:  $\sim 10^5$  events needed (15min)
- Can already be done with first (imperfect) tracking
- ALICE, ATLAS&CMS, LHCb and TOTEM are complementary and cover entire  $\eta$  range

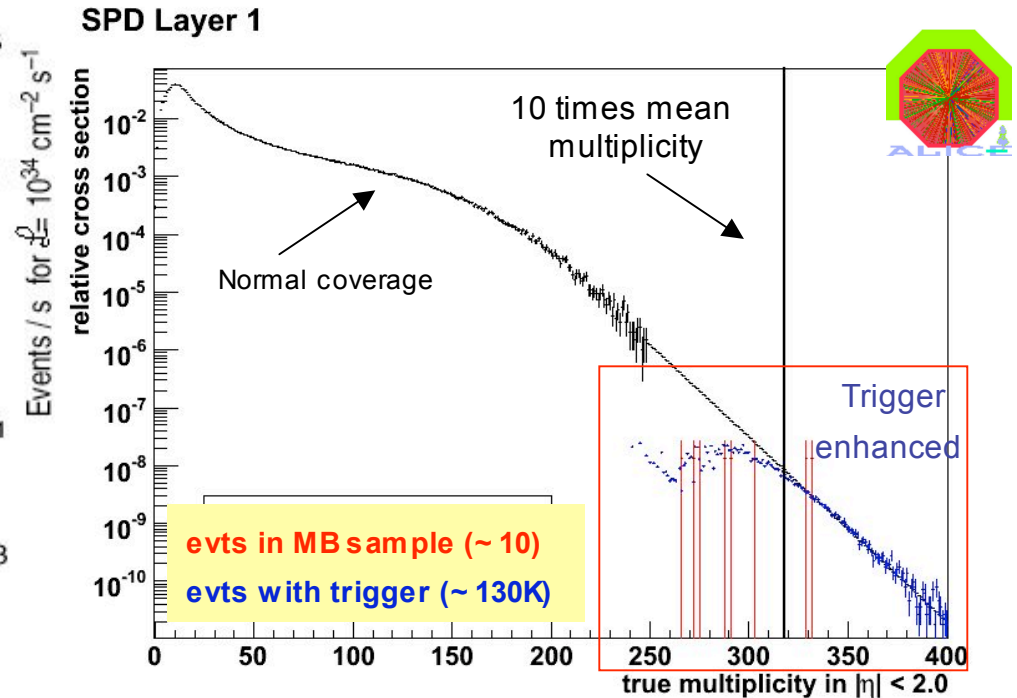
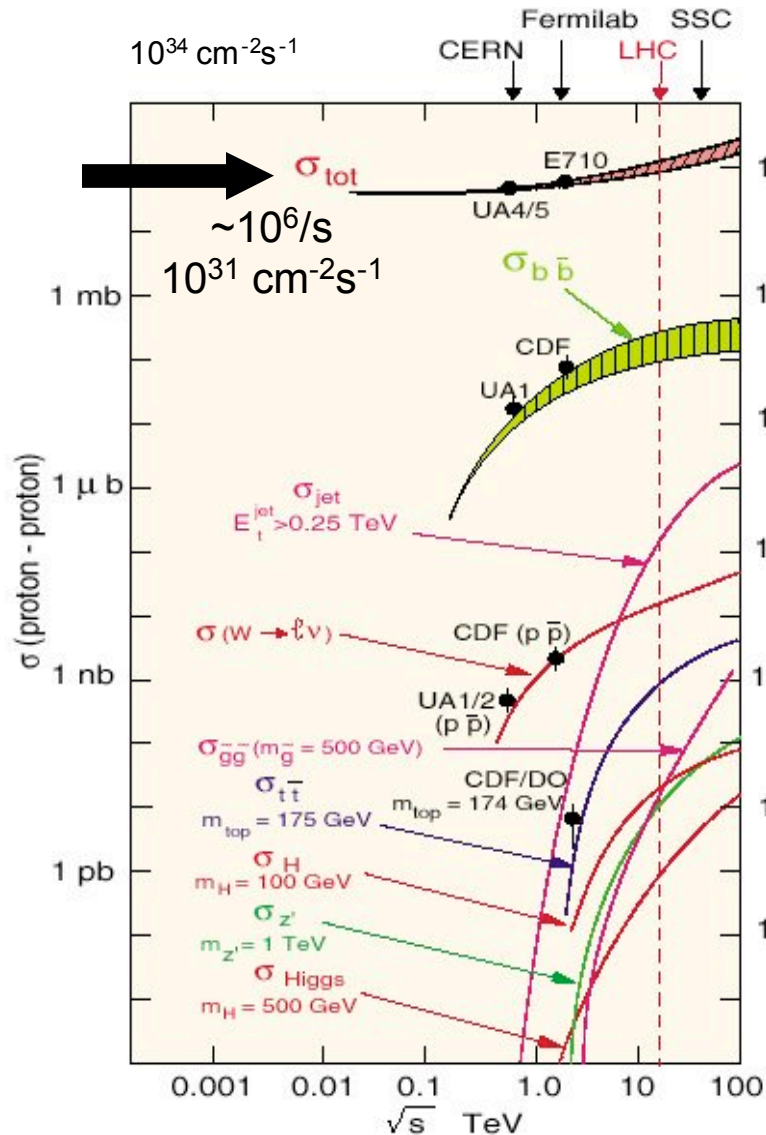


# First Phase at 14 TeV



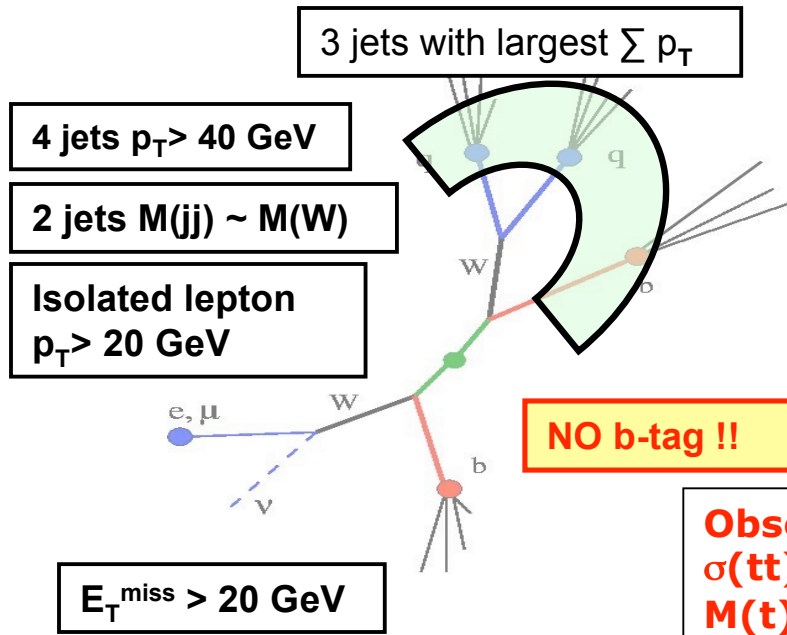
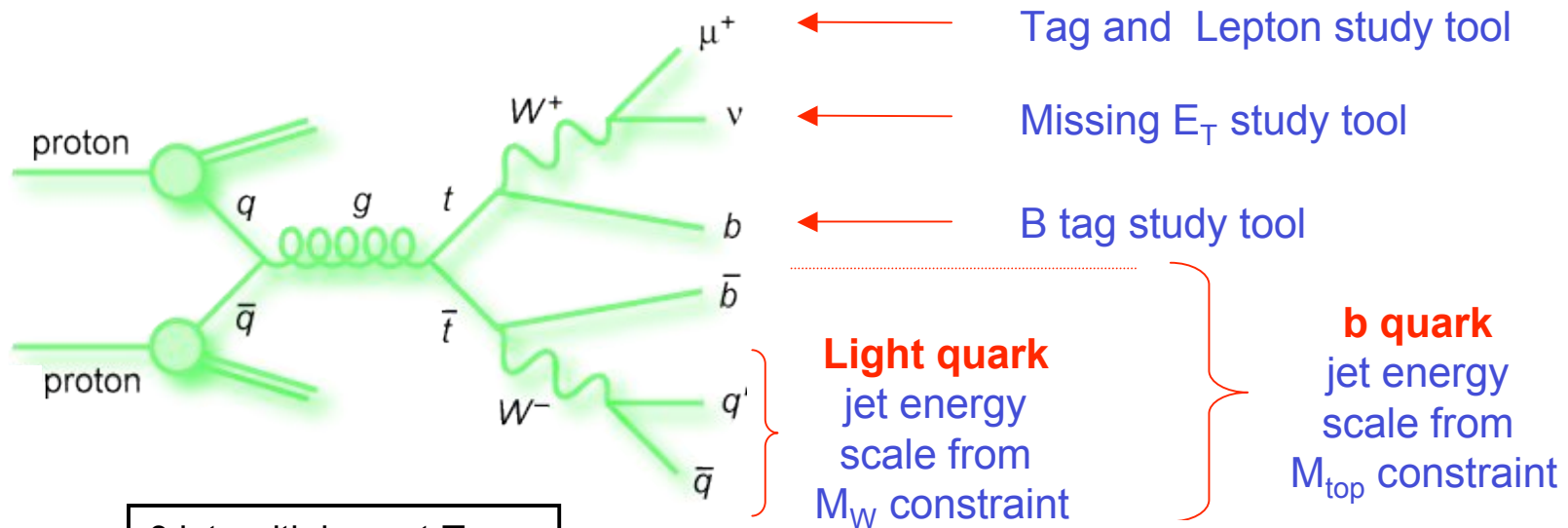
## “Unique”: Measure Charged Particle Density

- High Multiplicity Trigger from ALICE to study tail of charged density distribution
- For  $N_{ch} > 300$  trigger enhancement factor: 130K/10

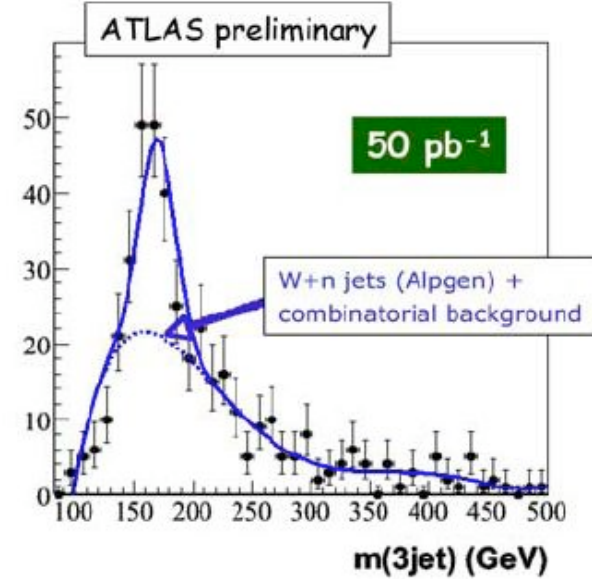




# Example: Top Events as a Tool



**Observe with  $30 \text{ pb}^{-1}$**   
 **$\sigma(tt)$  to 20%:  $100 \text{ pb}^{-1}$**   
 **$M(t)$  to 7-10 GeV**





---

# ***Backup: CMSSM Fits***

# “Preferred” Parameter Space



Pulls from *mSUGRA* fit:  
 $\chi^2/\text{NDF} = 17/14$  ;  $P(\chi^2) = 20\%$

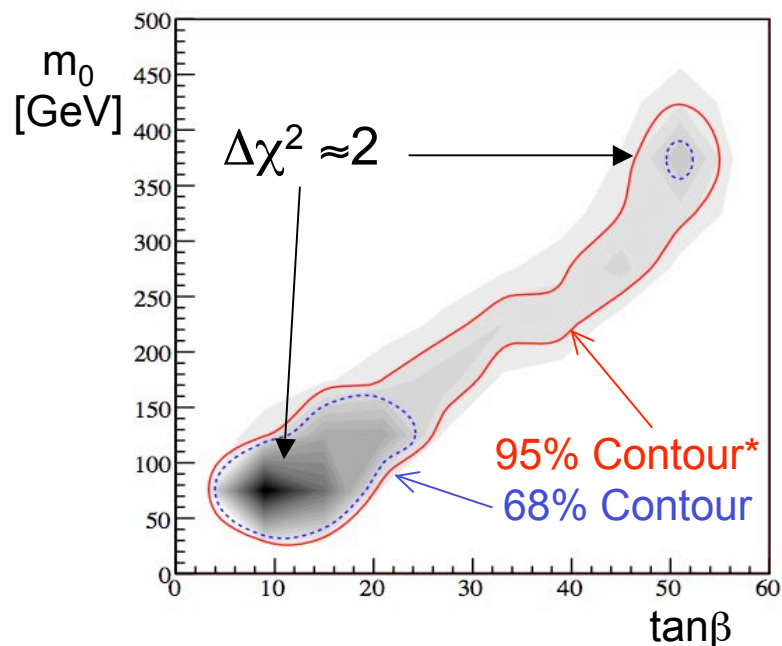
Variable	Measurement	Fit	$10 \cdot \text{meas} - \text{O}^{\text{fit}} / \sigma^{\text{meas}}$			
			0	1	2	3
$\Delta\alpha_{\text{had}}^{(5)}(m_Z)$	$0.02758 \pm 0.00035$	0.02774	[Pull bar]			
$m_Z$ [GeV]	$91.1875 \pm 0.0021$	91.1873	[Pull bar]			
$\Gamma_Z$ [GeV]	$2.4952 \pm 0.0023$	2.4952	[Pull bar]			
$\sigma_{\text{had}}^0$ [nb]	$41.540 \pm 0.037$	41.486	[Pull bar]			
$R_l$	$20.767 \pm 0.025$	20.744	[Pull bar]			
$A_{\text{fb}}^{0,l}$	$0.01714 \pm 0.00095$	0.01641	[Pull bar]			
$A_l(P_\tau)$	$0.1465 \pm 0.0032$	0.1479	[Pull bar]			
$R_b$	$0.21629 \pm 0.00066$	0.21613	[Pull bar]			
$R_c$	$0.1721 \pm 0.0030$	0.1722	[Pull bar]			
$A_{\text{fb}}^{0,b}$	$0.0992 \pm 0.0016$	0.1037	[Pull bar]			
$A_{\text{fb}}^{0,c}$	$0.0707 \pm 0.0035$	0.0741	[Pull bar]			
$A_b$	$0.923 \pm 0.020$	0.935	[Pull bar]			
$A_c$	$0.670 \pm 0.027$	0.668	[Pull bar]			
$A_l(\text{SLD})$	$0.1513 \pm 0.0021$	0.1479	[Pull bar]			
$\sin^2\theta_{\text{eff}}^{\text{lept}}(Q_{\text{fb}})$	$0.2324 \pm 0.0012$	0.2314	[Pull bar]			
$m_W$ [GeV]	$80.398 \pm 0.025$	80.382	[Pull bar]			
$m_t$ [GeV]	$170.9 \pm 1.8$	170.8	[Pull bar]			
$R(b \rightarrow s\gamma)$	$1.13 \pm 0.12$	1.12	[Pull bar]			
$B_s \rightarrow \mu\mu$ [ $\times 10^{-8}$ ]	$< 8.00$	0.33	N/A (upper limit)			
$\Delta a_\mu$ [ $\times 10^{-9}$ ]	$2.95 \pm 0.87$	2.95	[Pull bar]			
$\Omega h^2$	$0.113 \pm 0.009$	0.113	[Pull bar]			

Collaboration of experimentalists and theorists:  
[hep-ph/0707.3447](http://hep-ph/0707.3447)

BUCHMULLER, CAVANAUGH, DE ROECK, HEINEMEYER,  
 ISIDORI, PARADISI, RONGA, WEBER, WEIGLEIN.

$$\chi^2 = \sum_i^N \frac{(C_i - P_i)^2}{\sigma(C_i)^2 + \sigma(P_i)^2} + \sum_i^M \frac{(f_{\text{SM}_i}^{\text{obs}} - f_{\text{SM}_i}^{\text{fit}})^2}{\sigma(f_{\text{SM}_i})^2}$$

Multi-parameter fit using all *mSUGRA* parameters. Relevant SM uncertainties like  $\Delta m_{\text{top}}$  are also considered

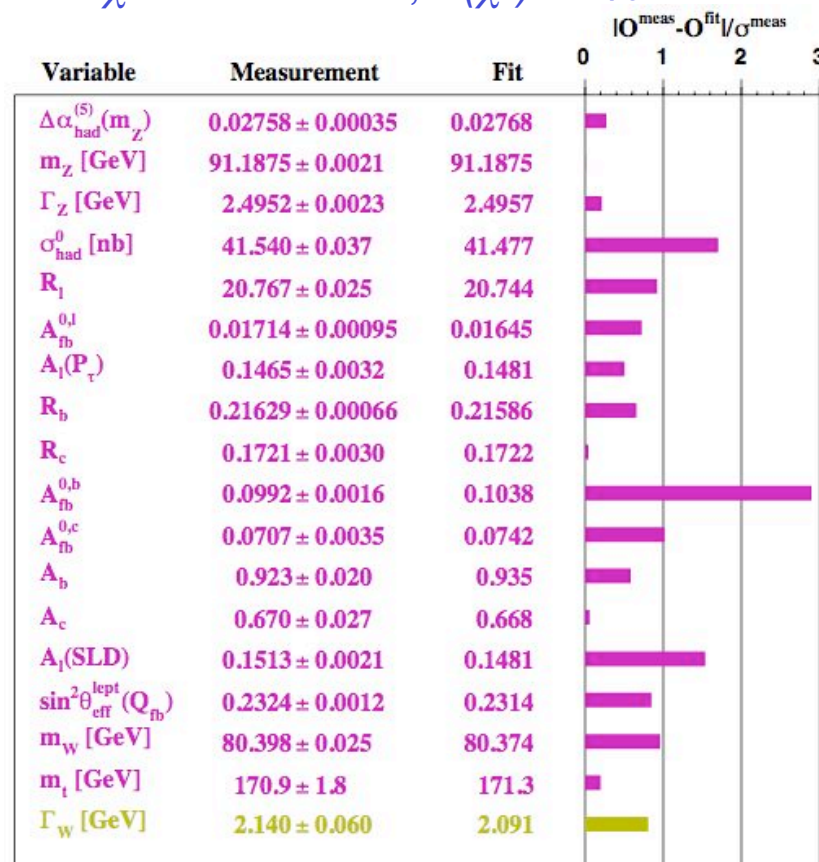
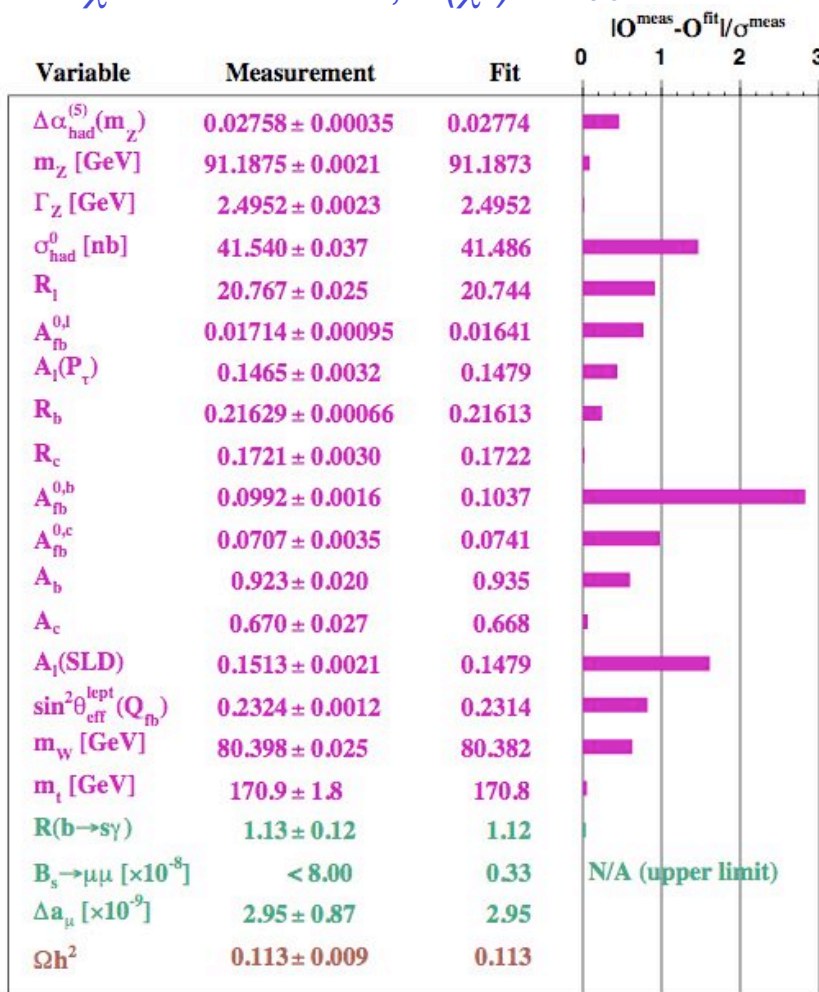


# “Preferred” Parameter Space

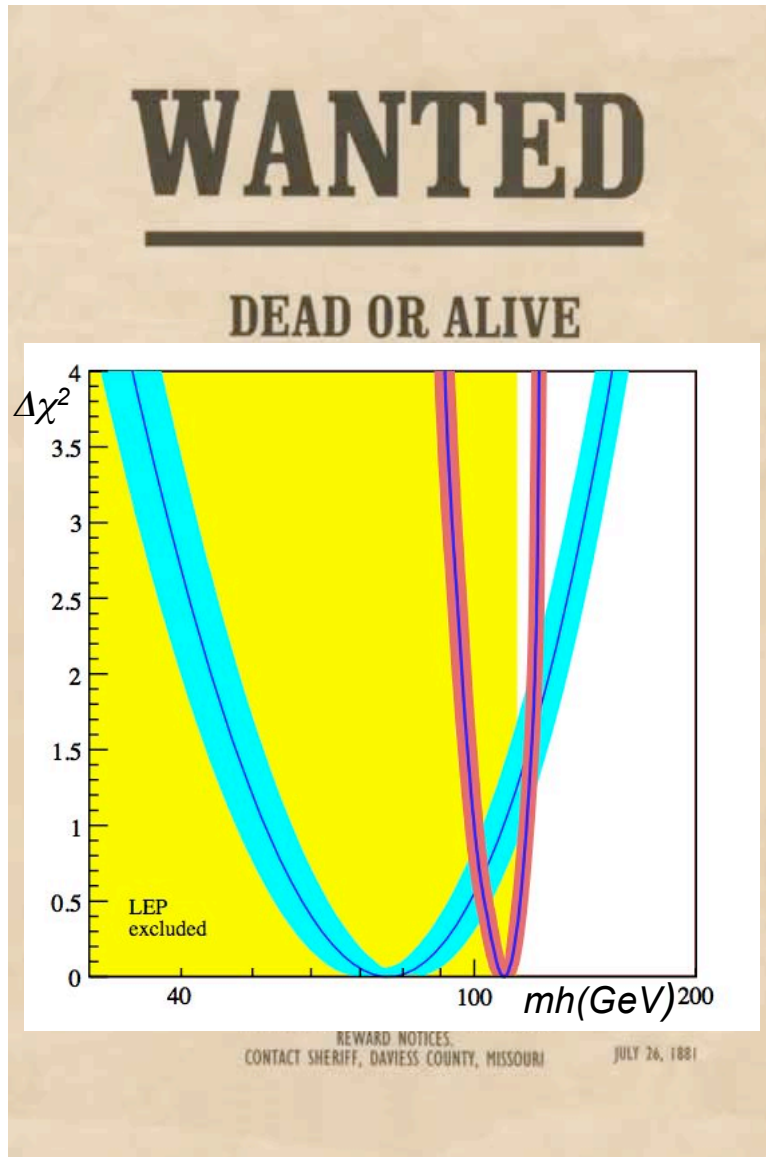


Pulls from *mSUGRA* fit:  
 $\chi^2/\text{NDF} = 17/14$  ;  $P(\chi^2)=20\%$

Pulls from official EW fit:  
 $\chi^2/\text{NDF} = 18/13$  ;  $P(\chi^2)=15\%$



# SM-like Higgs Boson



Many of the popular models (e.g SM or MSSM) require the lightest higgs boson mass to be significantly below 200 GeV.

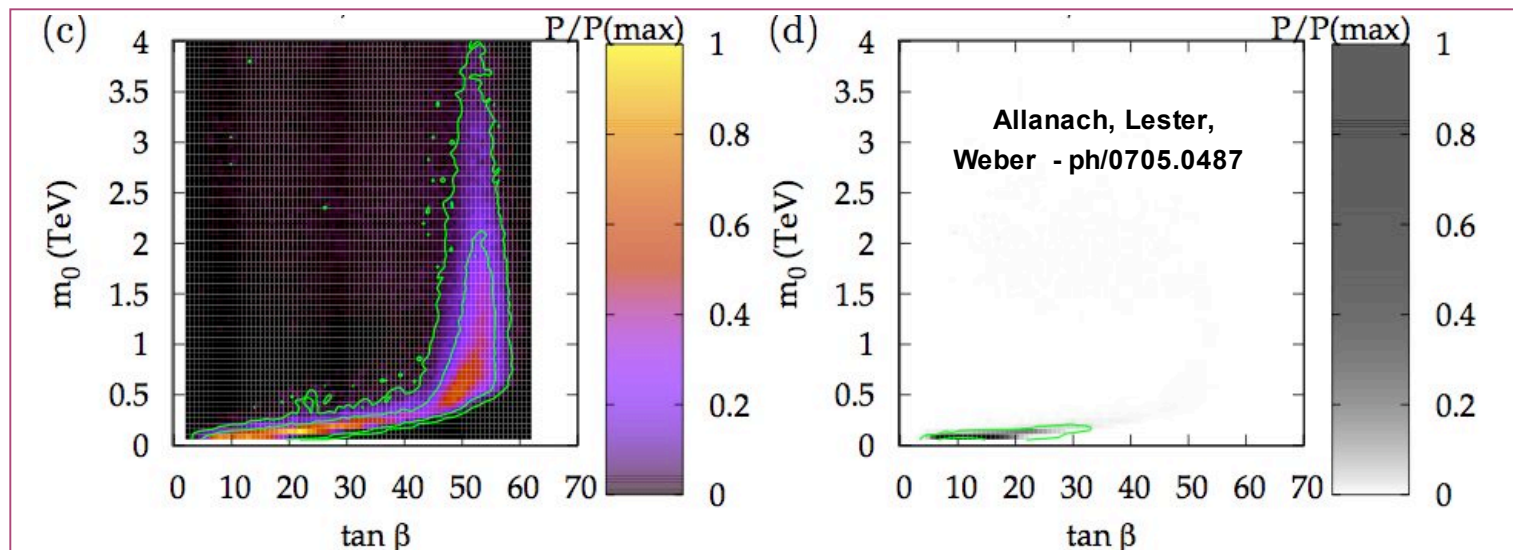
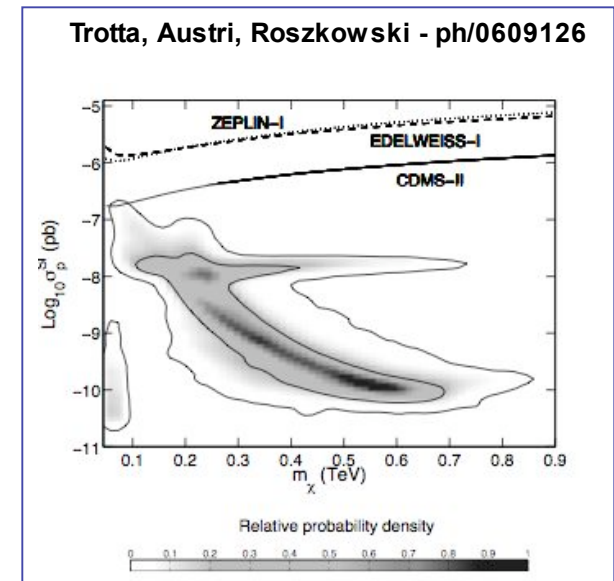
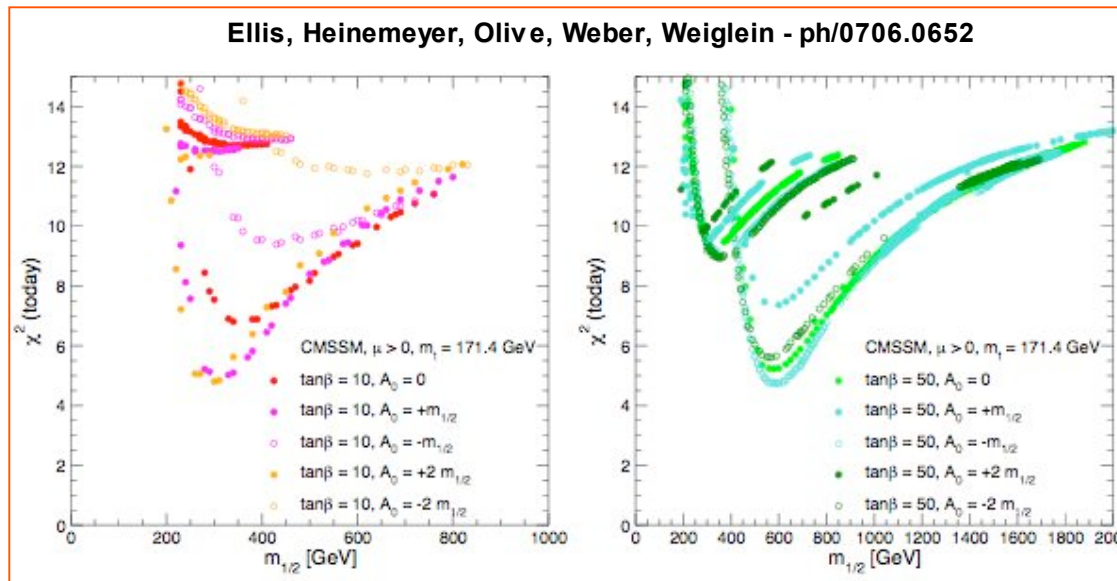
*If the higgs boson really exist, it is probably just around the corner!*

Concentrate on SM-like higgs search for  $m_h < 200$  GeV but the LHC covers full phase space up to 1 TeV.

⇒ *We will get an answer!*

Not covered in this talk:  
Search for heavy higgs (e.g. MSSM)

# Recent $mSUGRA$ Fits/Scans (Examples)





---

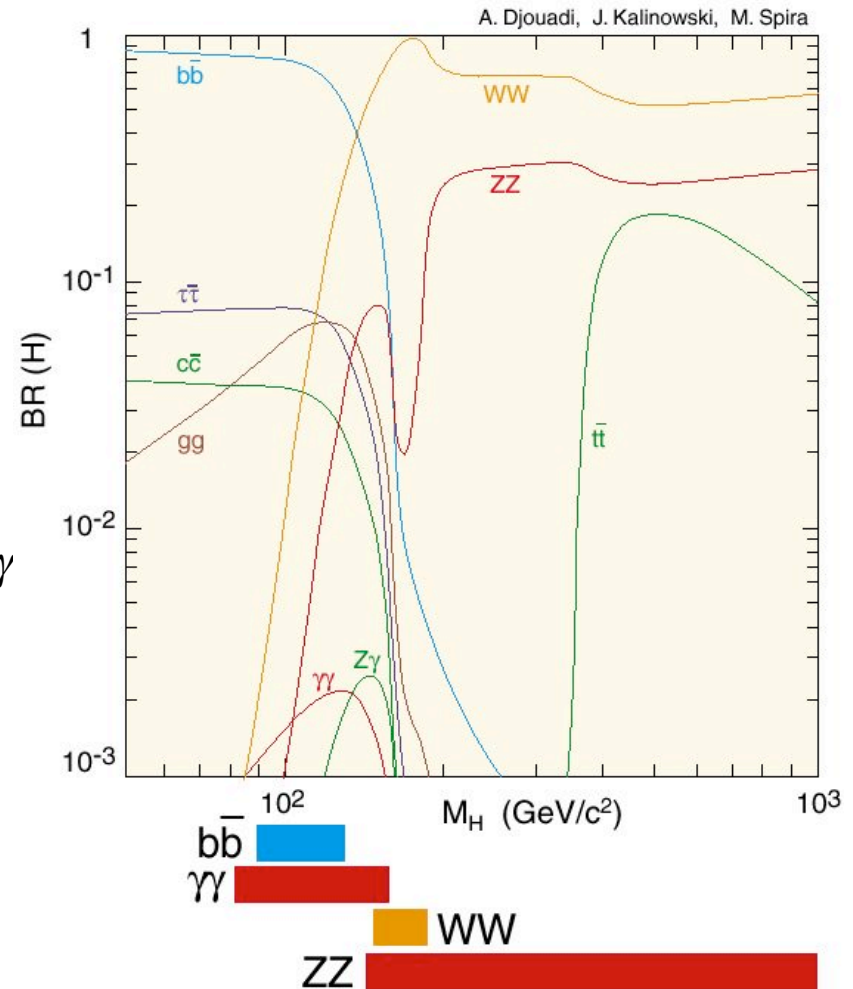
# *Backup - SM-like Higgs*

# SM Higgs (or lightest Higgs)



## Higgs Decay channels

- Higgs couples to  $m_f^2$ 
  - Heaviest available fermion ( $b$  quark) always dominates
  - Until  $WW$ ,  $ZZ$  thresholds open
- Low mass:  $b$  quarks  $\rightarrow$  jets; resolution  $\sim 15\%$ 
  - Only chance is EM energy (use  $\gamma$  decay mode)
- Once  $M_H > 2M_Z$ , use this
  - $W$  decays to jets or lepton+neutrino ( $E_T^{miss}$ )



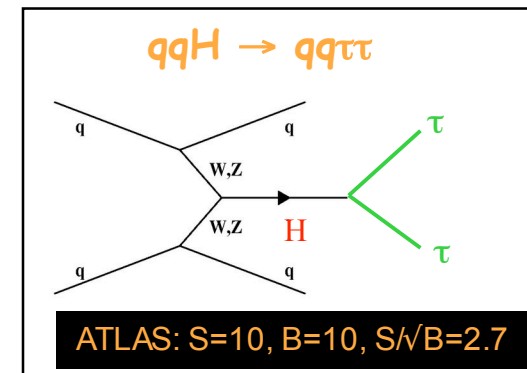
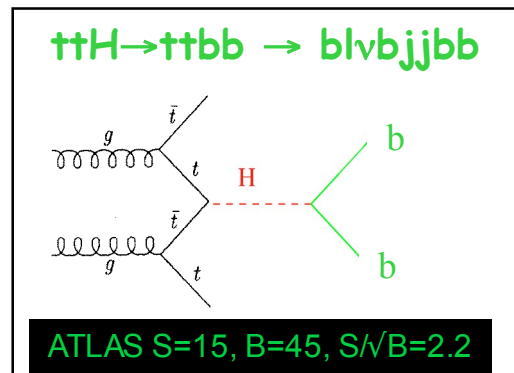
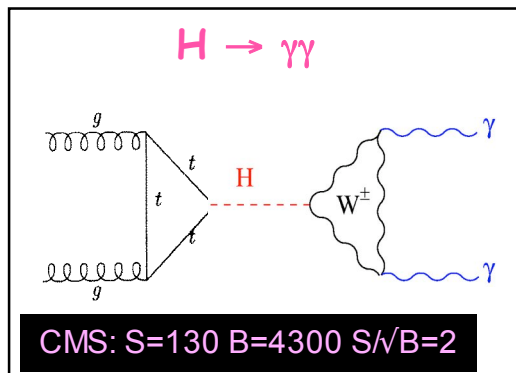


# Light SM-like Higgs



$m_H \sim 115 \text{ GeV}$   $10 \text{ fb}^{-1}$  :  $S/\sqrt{B} \approx 4$  ATLAS

3 (complementary) channels with similar relative (small) significances:



K-factors  $\equiv \sigma(\text{NLO})/\sigma(\text{LO}) \approx 2$   
for  $H \rightarrow \gamma\gamma$  NOT included (conservative)

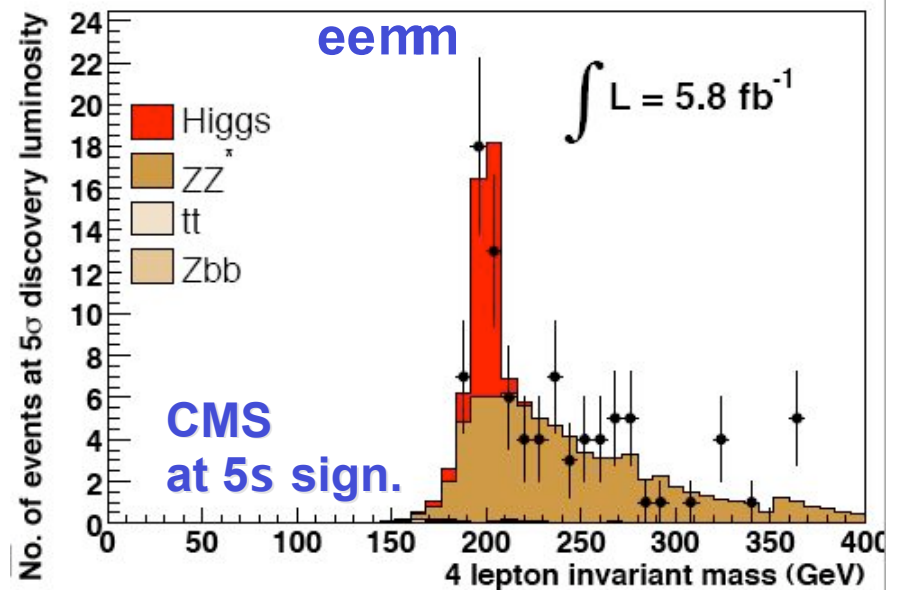
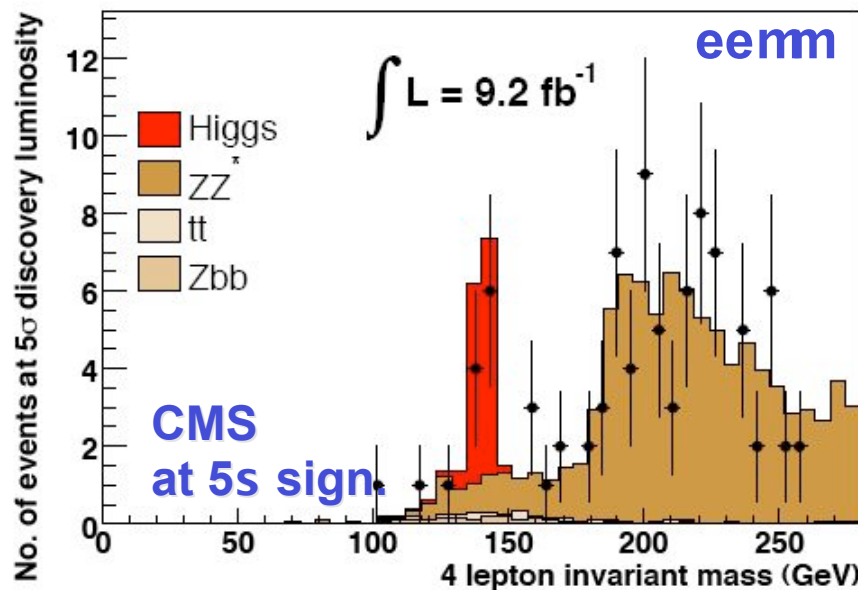
All three channels require very good understanding of detector performance and background control to 1-10%  $\rightarrow$  convincing evidence likely to come later than 2008 ...

# $H \rightarrow ZZ \rightarrow 4l$



- New elements of analysis:
  - ZZ background: NLO k factor depends on  $m_{4l}$
  - background from side bands or from ZZ/Z; ( $gg \rightarrow ZZ$  is added as 20% of LO  $qq \rightarrow ZZ$ , no good generator yet)

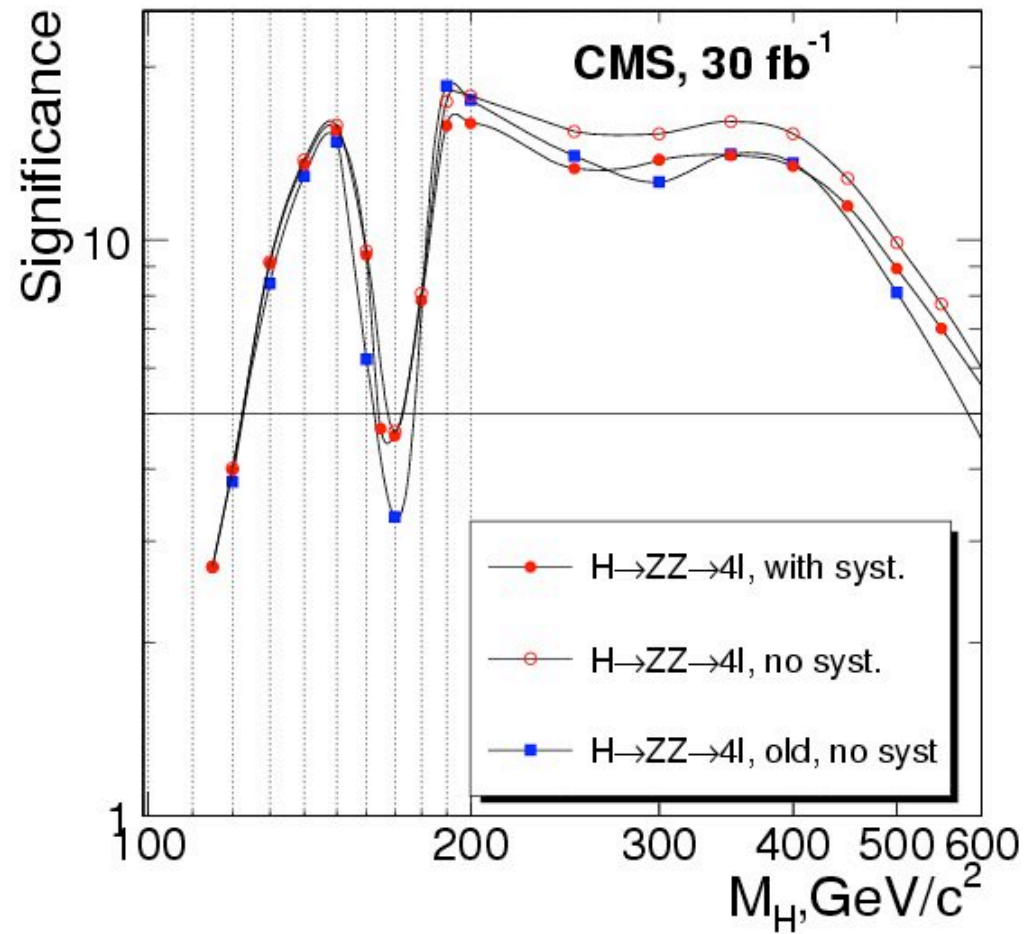
## Signal and background at 5 sigma discovery



# $H \rightarrow ZZ \rightarrow 4l$



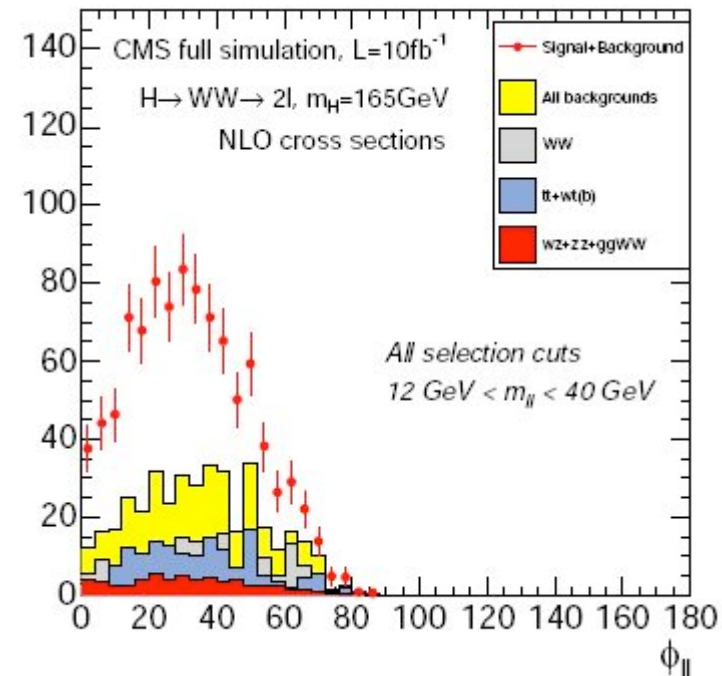
**Signal significance: new vs old results; no big change**



# Early discovery with $H \rightarrow WW \rightarrow 2l2n$



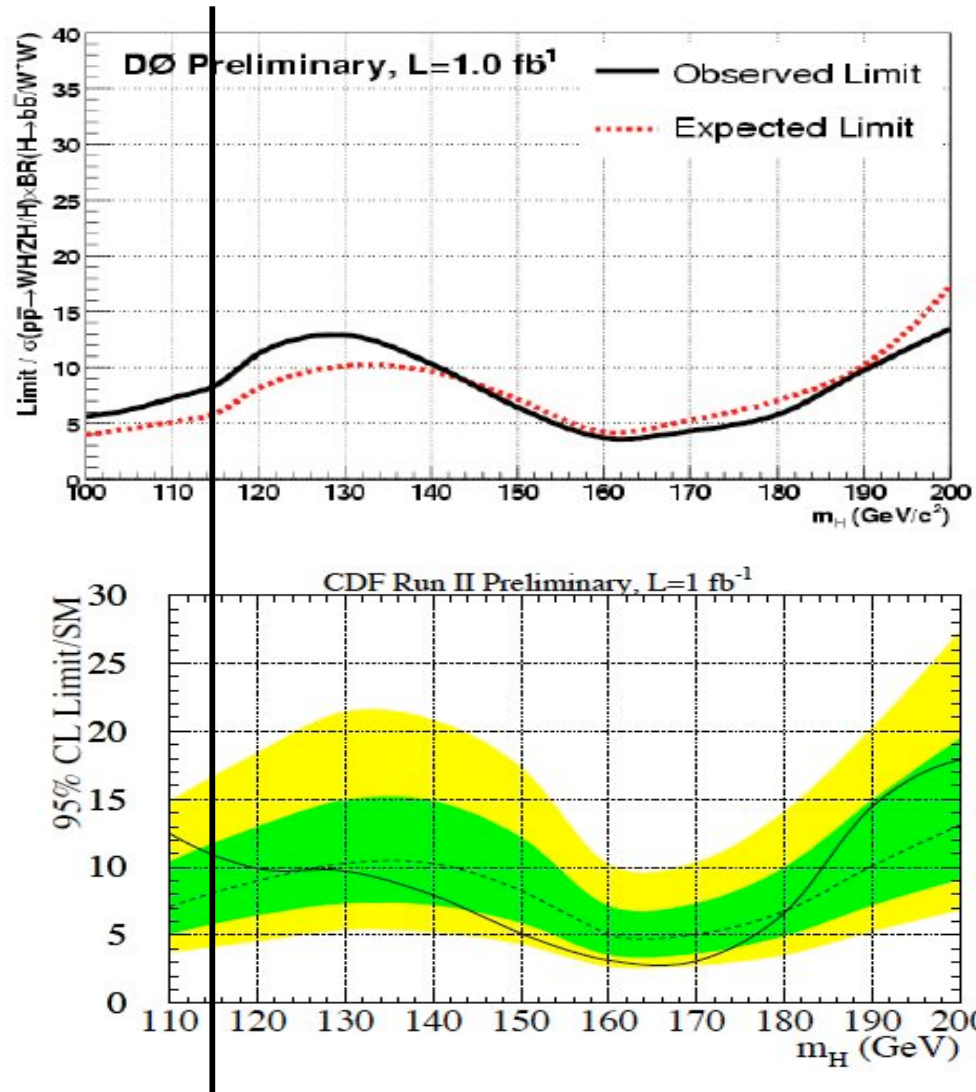
- **New elements of analysis**
  - $P_T$  Higgs and WW bkg. as at NLO (re-weighted in PYTHIA)
  - include box  $gg \rightarrow WW$  bkg.
  - NLO Wt cross section after jet veto
- **Backgrounds from the data (and theory)**
  - tt from the data; uncertainty 16% at  $5 \text{ fb}^{-1}$
  - WW from the data; uncertainty 17% at  $5 \text{ fb}^{-1}$
  - Wt and  $gg \rightarrow WW$  bkg from theor. uncertainty 22% and 30%



after cuts:

- $E_{T, \text{miss}} > 50 \text{ GeV}$
- jet veto in  $h < 2.4$
- $30 < p_{T, l \text{ max}} < 55 \text{ GeV}$
- $p_{T, l \text{ min}} > 25 \text{ GeV}$
- $12 < m_{ll} < 40 \text{ GeV}$

# SM Higgs Search at Tevatron





---

# *Backup: SUSY*

# Probing the SUSY Parameters Space



The unconstrained MSSM with >100 free parameters is too complex for a comprehensive scan of its parameter space



need to reduce parameters (i.e. complexity).

Most popular SUSY breaking model to constrain the MSSM is: *minimal Super Gravity model*

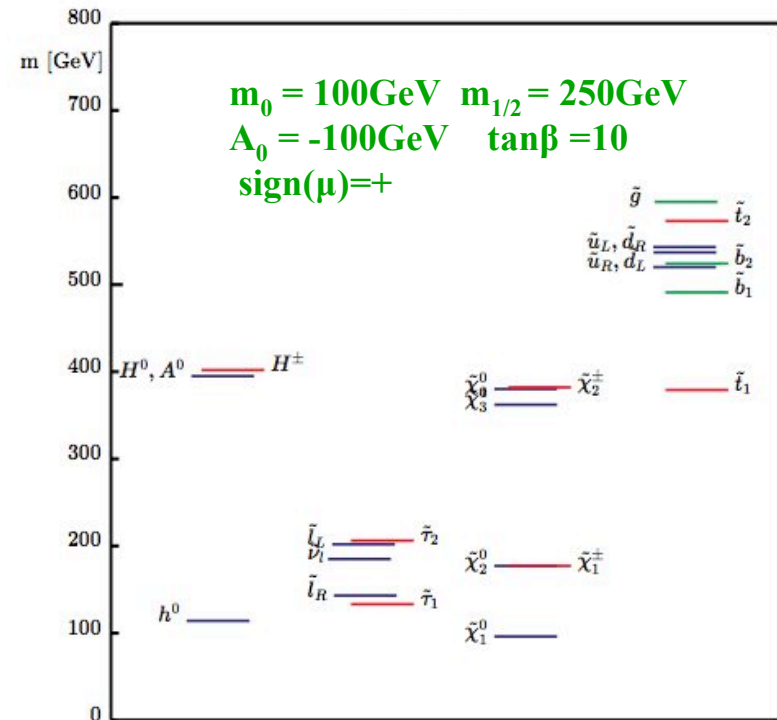
*mSUGRA*: 4 parameters + one sign

- $m_0$  = one scalar mass parameter
- $m_{1/2}$  = one gaugino mass parameter
- $A_0$  = one trilinear coupling
- $\tan\beta$  = ratio Higgs vacuum expectation values
- $\text{sign}(\mu)$  = sign of Higgs mixing parameter

Define several of these benchmark points:

- map different experimental signatures
- make sure that they are compatible with data

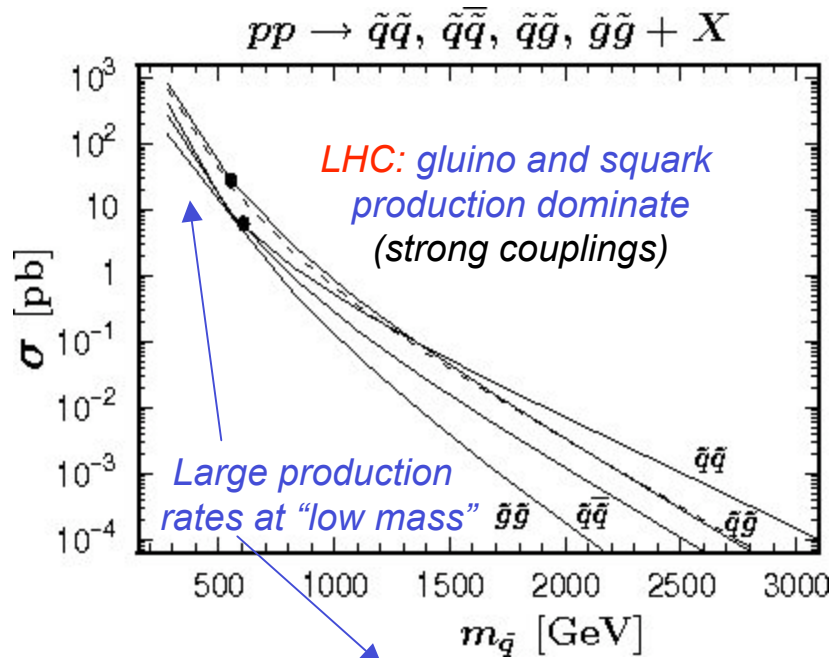
Example: SPS1a



Spectrum Characteristic

- “Heavy” gluinos and squarks
- “Heavy” and light gauginos
- Light sleptons
- Lightest Higgs new LEP limit

# SUSY Searches @ LHC

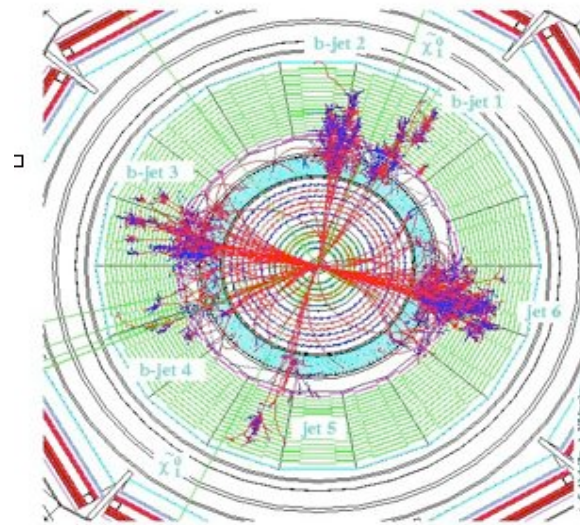


$M_{sp}(\text{GeV})$	$\sigma$ (pb)	Evts/yr
<b>500</b>	100	$10^6$ - $10^7$
<b>1000</b>	1	$10^4$ - $10^5$
<b>2000</b>	0.01	$10^2$ - $10^3$

For low masses the LHC becomes a real **SUSY factory**

## Huge number of theoretical models

- Very complex analysis; MSSM >100 parameter
- To reduce complexity we have to choose some "reasonable", "typical" models; use a theory of dynamical SUSY breaking
  - mSUGRA** (main model)
  - GMSB (studied in less detail)
  - AMSB (studied in less detail)
- Use models to study consistently different SUSY signatures in the detector.



**Clear signatures of large missing energy, hard jets and many leptons!**  
(assume R-Parity)

**Could be very spectacular!**

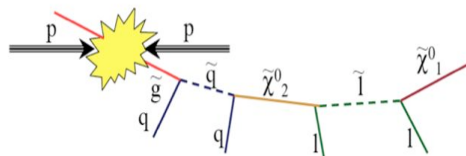


# First Kinematic Measurements

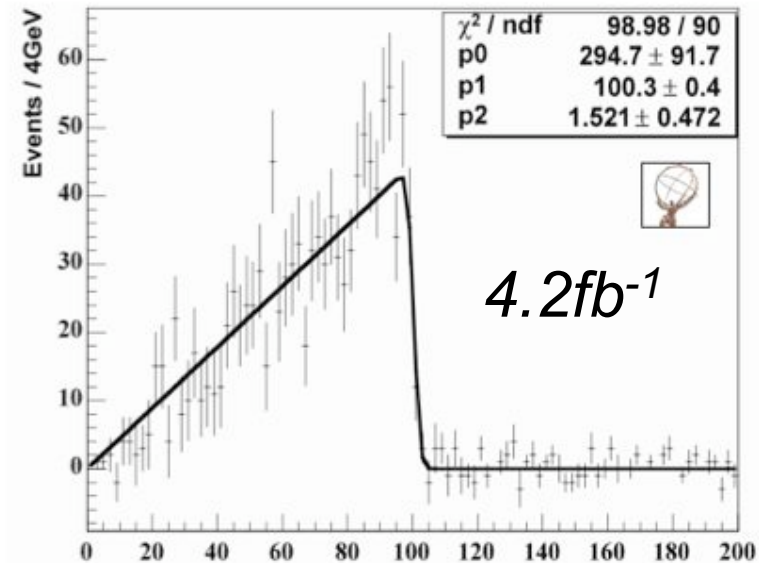
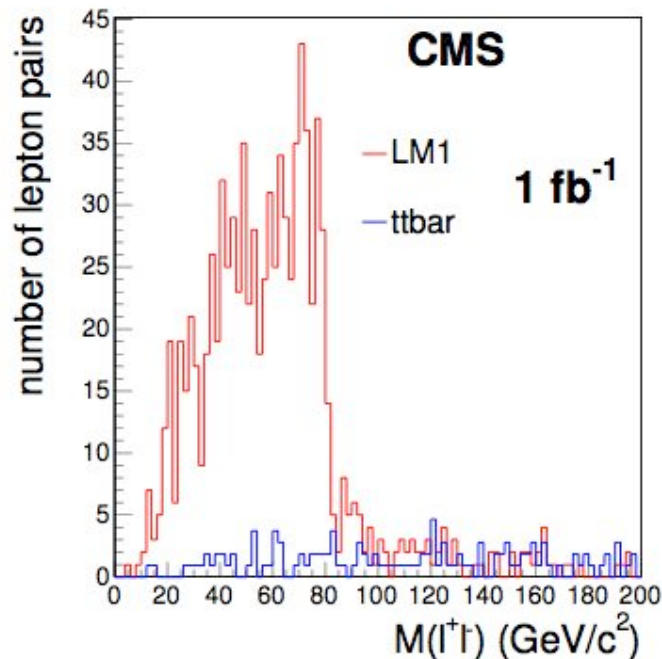


...and if we are a bit lucky we might see such spectacular signals already at the early days!

Look for generic signatures of cascade decays:



Jets +  $E_t^{miss}$   
+SFOS di-leptons



Extract: 
$$M_{ll}^{max} = M(\tilde{\chi}_2^0) \sqrt{1 - \frac{M^2(\tilde{\ell}_R)}{M^2(\tilde{\chi}_2^0)}} \sqrt{1 - \frac{M^2(\tilde{\chi}_1^0)}{M^2(\tilde{\ell}_R)}}$$

from a fit to the “edge distribution”.

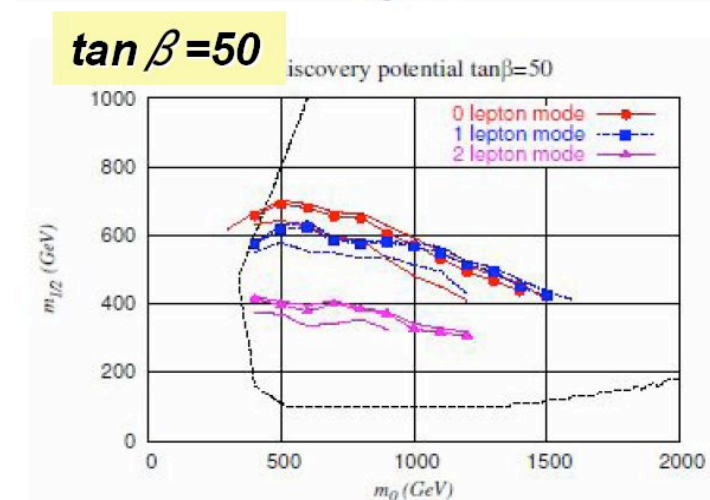
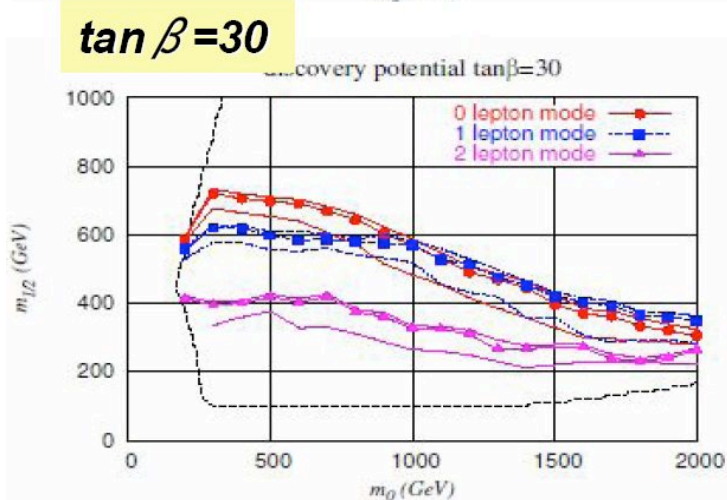
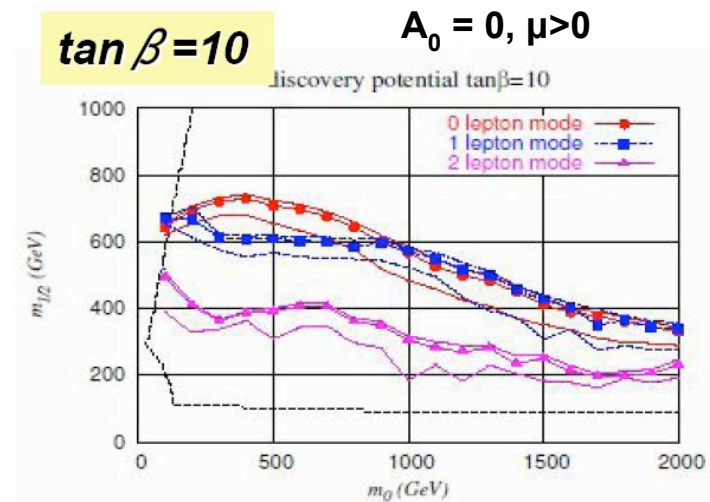
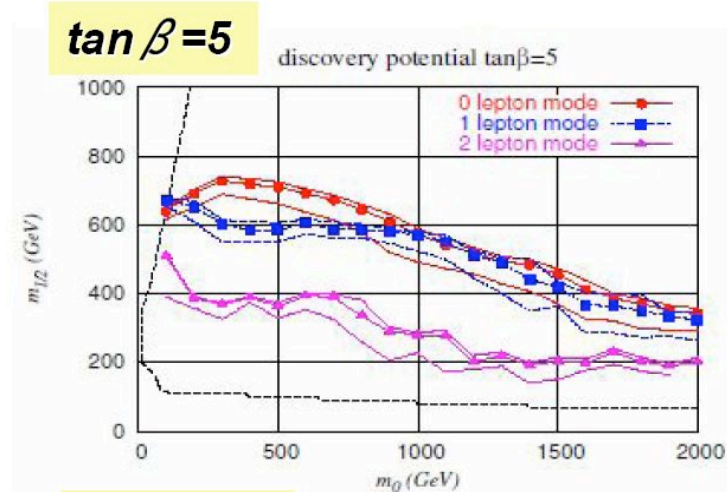
- $M_{ll}^{max} = 100.3 \pm 0.4$  GeV (ATLAS no sys.).
- Including systematic will worsen the error but a relative precise extraction of  $M_{ll}^{max}$  in the first few hundred  $pb^{-1}$  is still possible.

# Discovery Potential: $\tan\beta$ dependence



Modest  $\tan\beta$  dependence ....

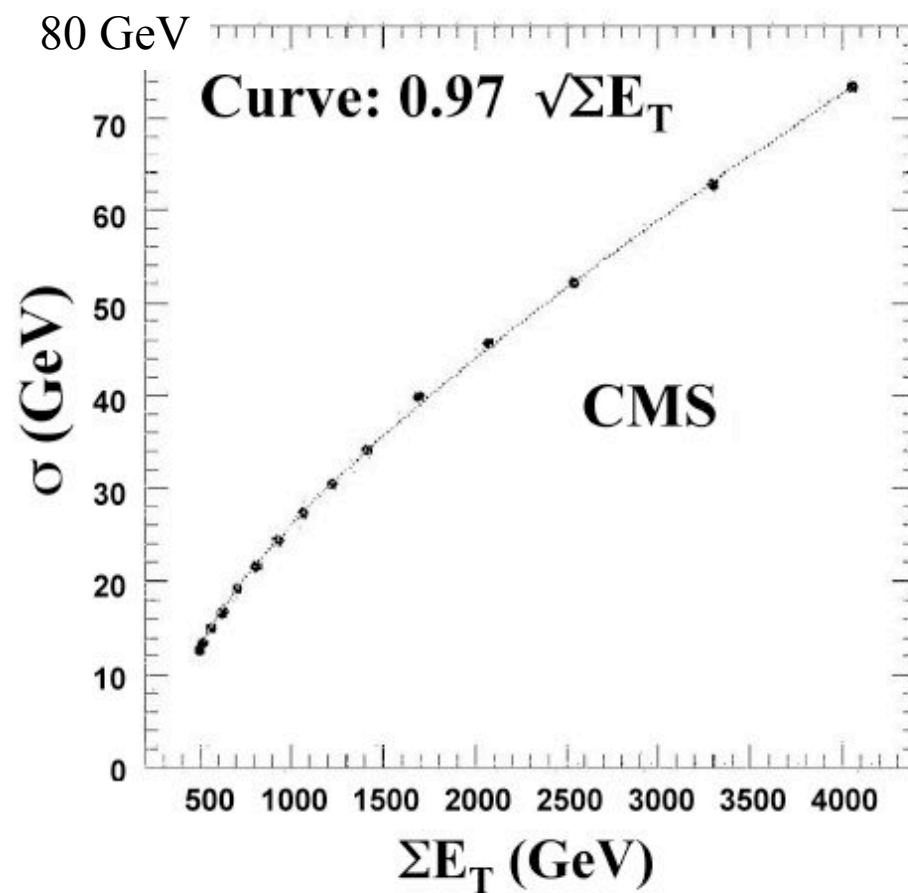
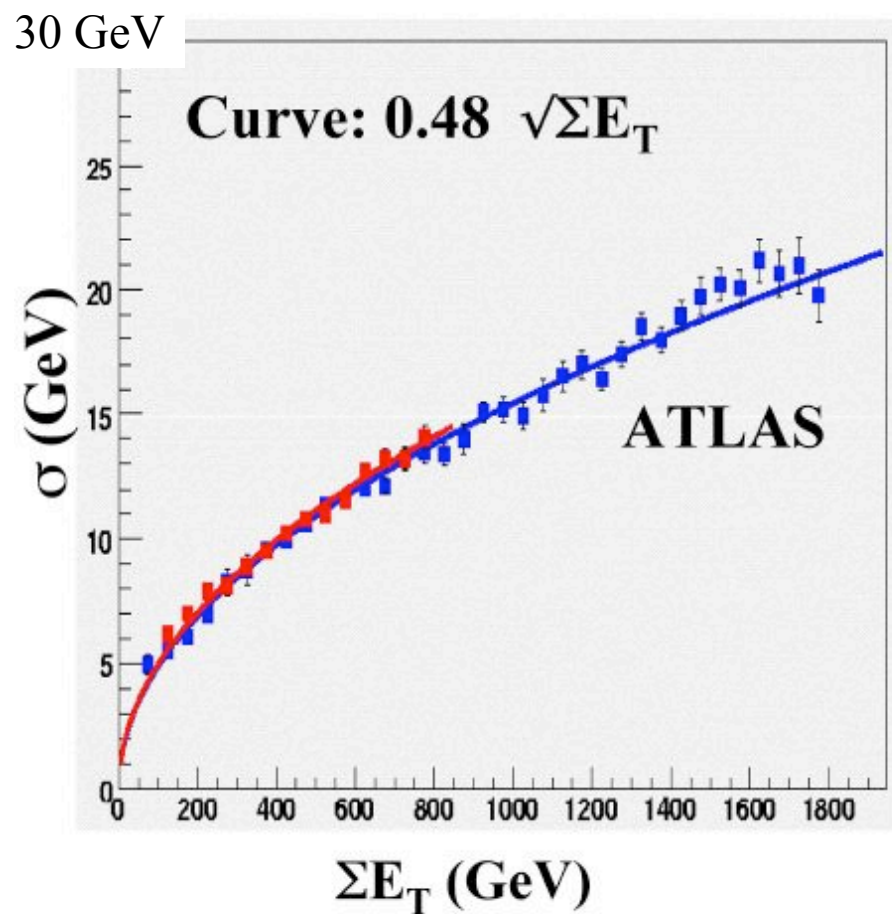
ATLAS preliminary ; 1 fb<sup>-1</sup>



# Missing $E_T$



- Impact on supersymmetry, neutrino 2 or 3 momentum reconstruction
- ATLAS also better (also due to hadronic energy reconstruction)





---

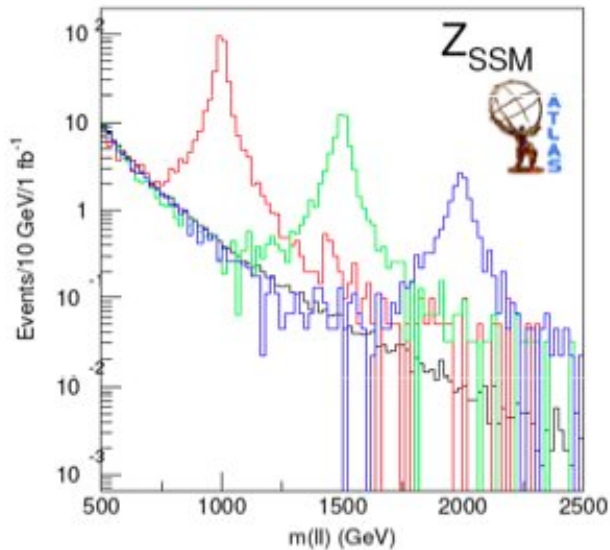
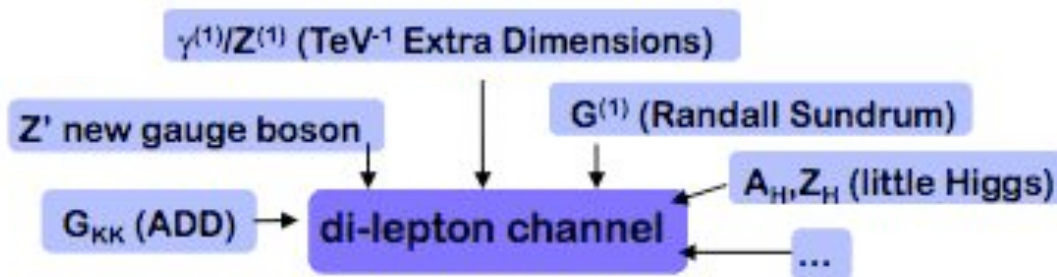
# ***Backup: BSM***

# Di-lepton Resonances

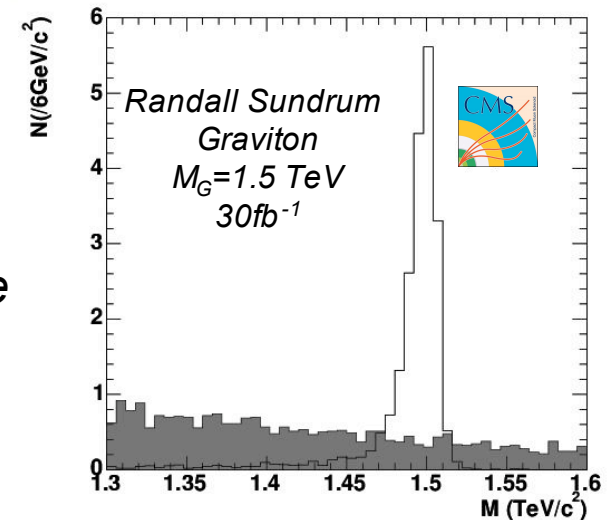


*Because of their clear signature di-lepton resonances have always been subject of new physics searches.*

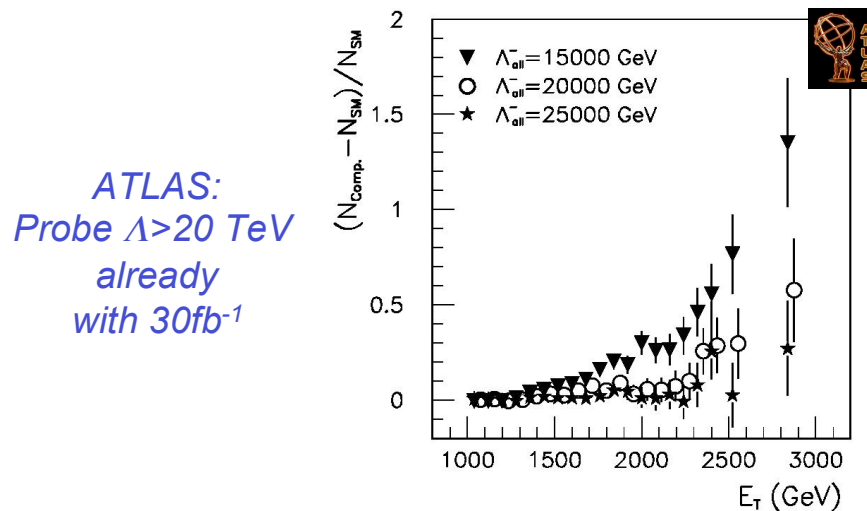
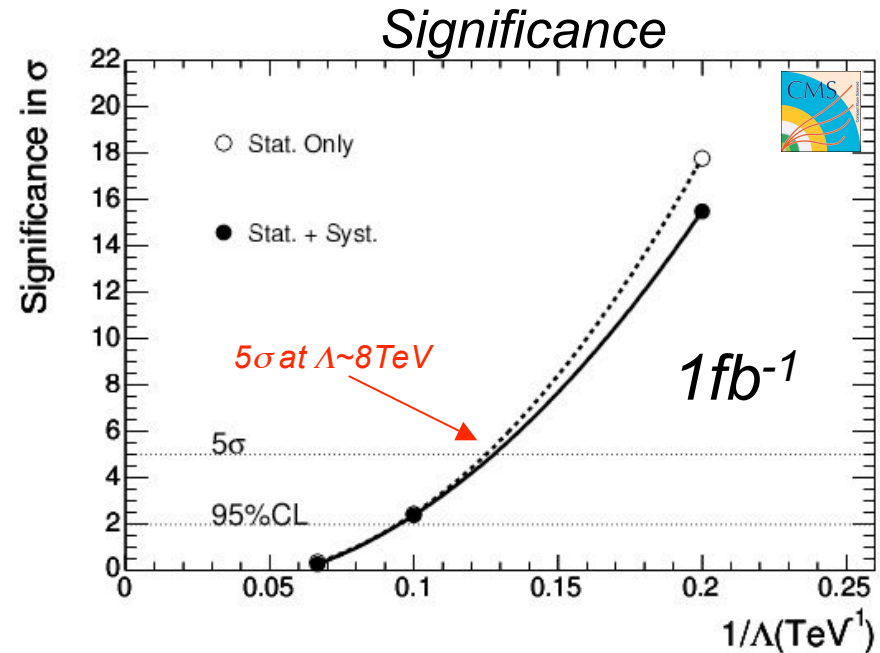
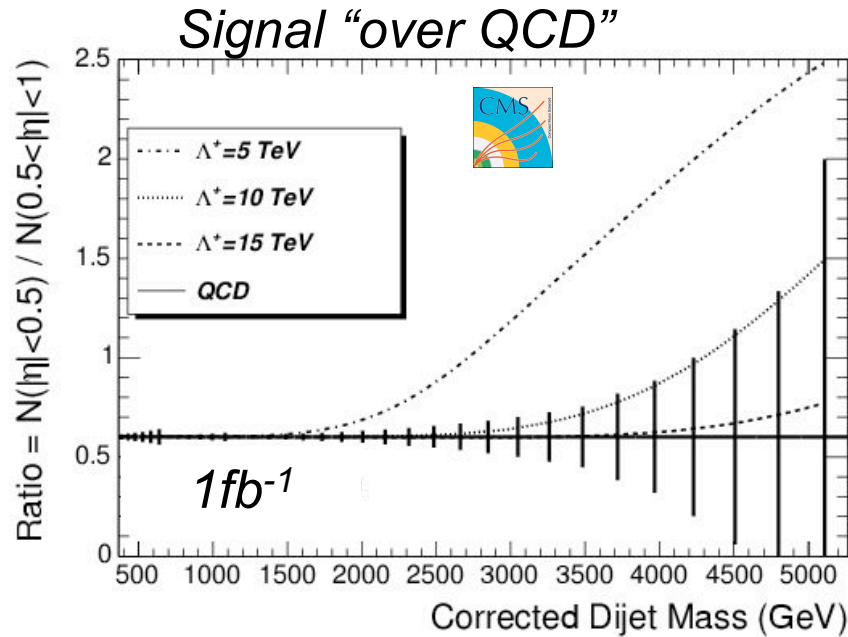
*At the LHC they are predicted to arise in many BSM models:*



*Clear signatures:  
 $\mu^+\mu^-$  and  $e^+e^-$  final state*



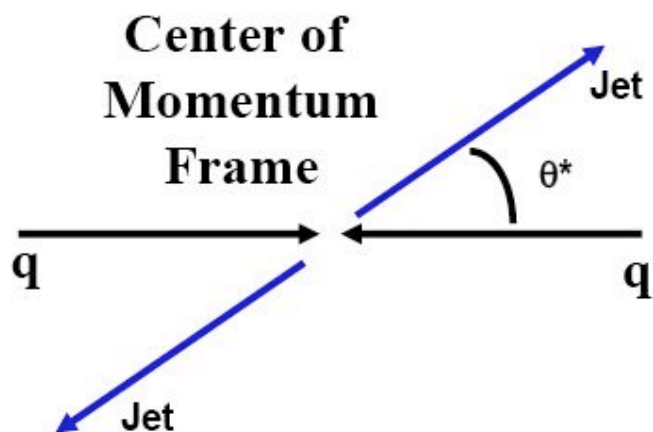
# Contact Interactions with Di-jets



*Small systematic due to use of ratio:  
Di-jet Ratio =  $N(|\eta| < 0.5) / N(0.5 < |\eta| < 1)$*

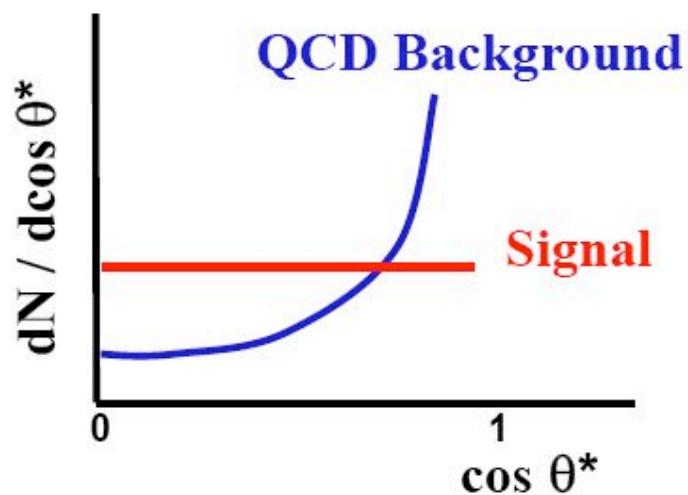
## Discovery Sensitivity (CMS)

$100\text{pb}^{-1} \rightarrow \Lambda \sim 5\text{ TeV}$   
 $1\text{fb}^{-1} \rightarrow \Lambda \sim 8\text{ TeV}$   
 $10\text{fb}^{-1} \rightarrow \Lambda \sim 12\text{ TeV}$



Contact interaction is often **more isotropic** than QCD

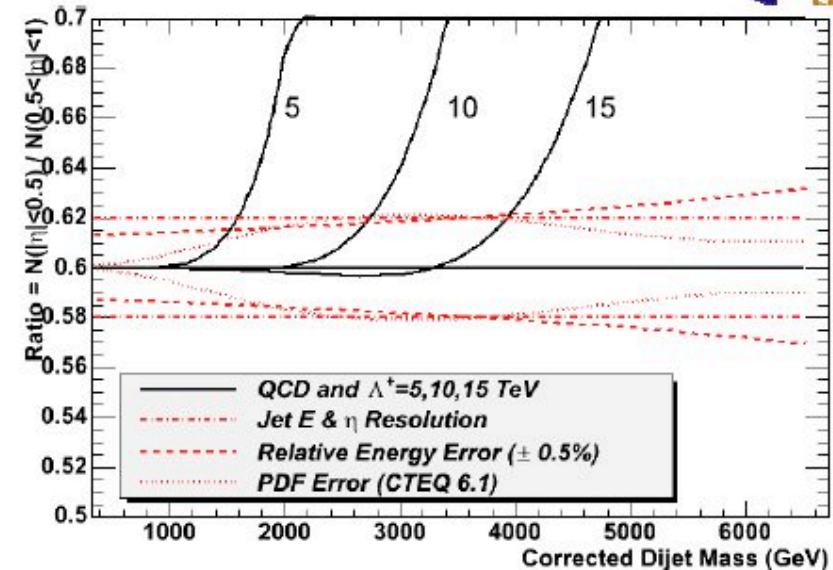
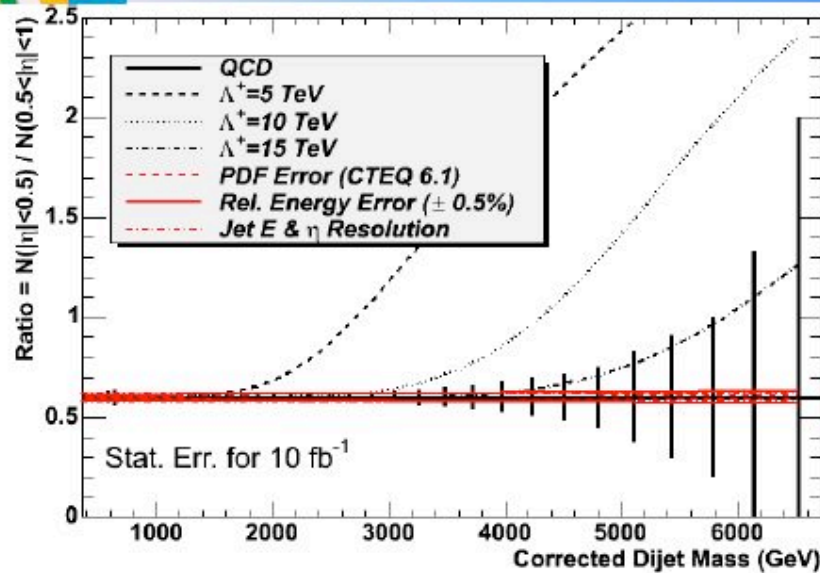
Angular distribution has much **smaller systematic uncertainties** than cross section vs. dijet mass



Effects emerge at **high mass**



# CMS: Dijet Ratio Systematic Uncertainties



## Absolute Jet Energy Scale

No effect on QCD dijet ratio: flat vs. dijet mass  
Causes 5% uncertainty in  $\Lambda$

## Relative Energy Scale

Energy scale in  $|\eta| < 0.5$  vs.  $0.5 < |\eta| < 1$   
Estimate  $\pm 0.5\%$  is achievable in Barrel  
Changes ratio between  $\pm 0.01$  and  $\pm 0.03$

## Resolution

No change to the ratio when changing resolution  
Systematics bounded by MC statistics: 0.02

## Parton Distributions

CTEQ6.1 uncertainties  
Systematics on ratio less than 0.02

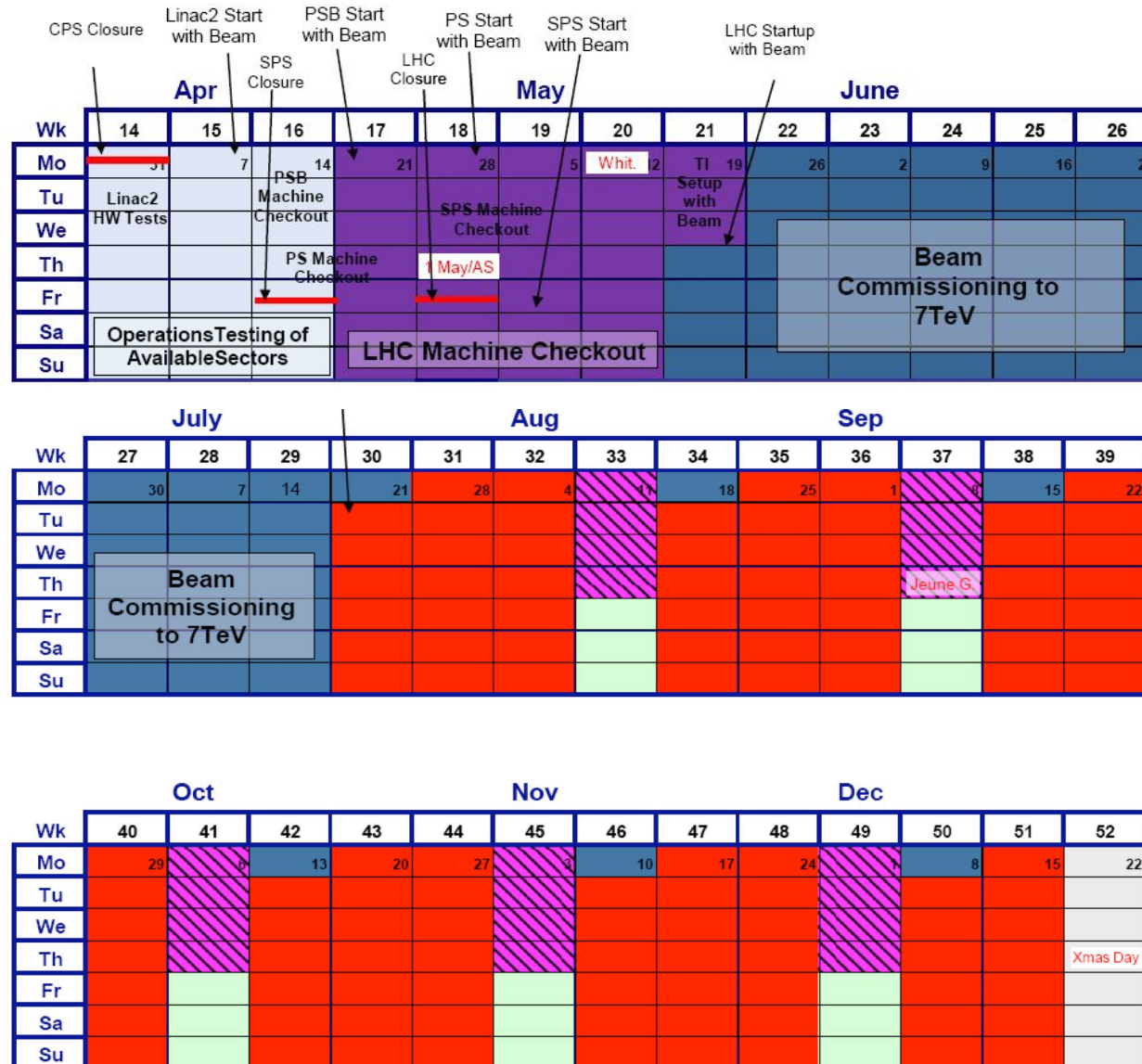




---

# ***Backup:LHC Machine***

# LHC 2008 schedule



# 2008: Stage A Luminosity



- 1 to 43 to 156 bunches per beam
- Pushing gradually one or all of:
  - Bunches per beam
  - Squeeze
  - Bunch intensity

Assume  $\epsilon = 20\%$



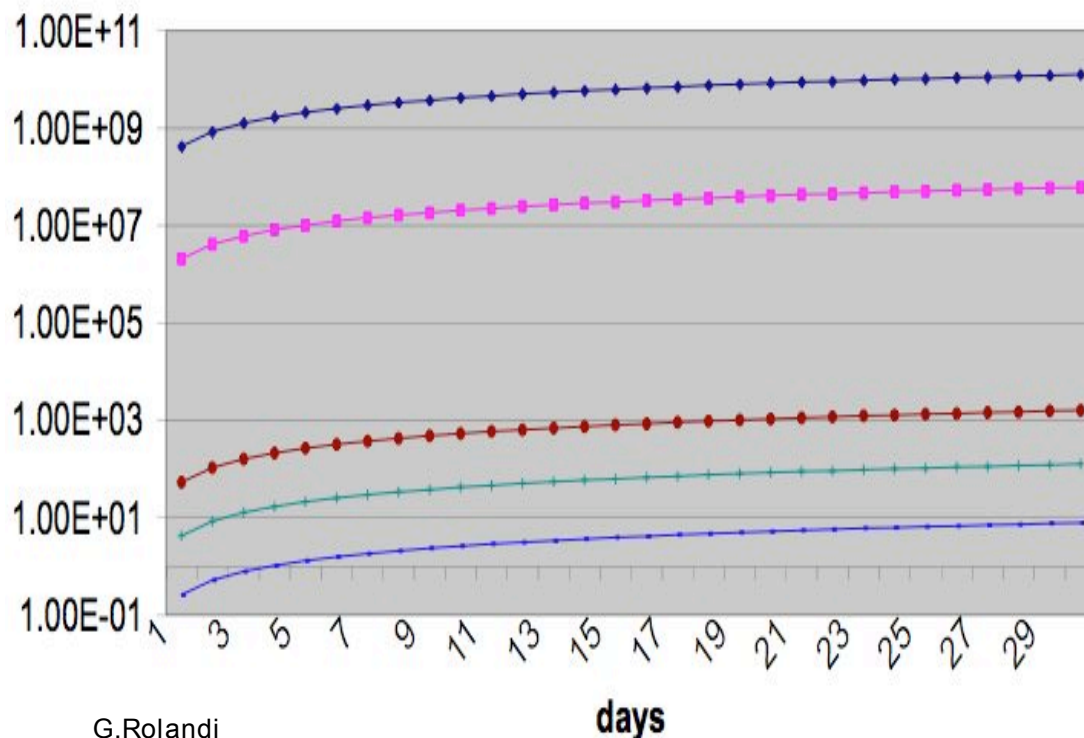
G.Rolandi

Bunches	$\beta^*$	$I_b$	Luminosity	pb <sup>-1</sup> /month	Events X crossing
1 x 1	18	$10^{10}$	$10^{27}$	$5 \times 10^{-4}$	Low
43 x 43	18	$3 \times 10^{10}$	$3.8 \times 10^{29}$	$2 \times 10^{-1}$	0.05
43 x 43	4	$3 \times 10^{10}$	$1.7 \times 10^{30}$	$9 \times 10^{-1}$	0.21
43 x 43	2	$4 \times 10^{10}$	$6.1 \times 10^{30}$	$3 \times 10^0$	0.76
156 x 156	4	$4 \times 10^{10}$	$1.1 \times 10^{31}$	$6 \times 10^0$	0.38
156 x 156	4	$9 \times 10^{10}$	$5.6 \times 10^{31}$	$3 \times 10^1$	1.9
156 x 156	2	$9 \times 10^{10}$	$1.1 \times 10^{32}$	$6 \times 10^1$	3.9

# Produced Events in the First Days



30 days at  $3 \times 10^{29}$  with efficiency 20% =  $0.15 \text{ pb}^{-1}$



G.Rolandi

◆ Minimum bias 
 ■ Jet Et>25 GeV 
 ● W l nu 
 + Z ll 
 × ttbar--> l nu +X

Assumed Efficiencies  
 $\epsilon(W) = 0.3$   $\epsilon(Z) = 0.5$   $\epsilon(ttbar) = 0.02$

## Events after one Month

Min Bias :  $\sim 10^{10}$   
 Jet<sub>Et>25</sub>:  $\sim 10^{18}$   
 W  $\rightarrow$  l  $\nu$ :  $\sim 10^3$   
 Z  $\rightarrow$  ll:  $\sim 10^2$   
 tt  $\rightarrow$  l  $\nu$  + X :  $\sim 10^1$

**First mainly used for general commissioning and detector alignment & calibration.**



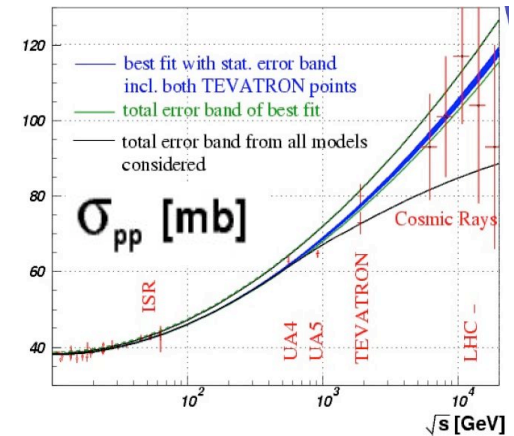
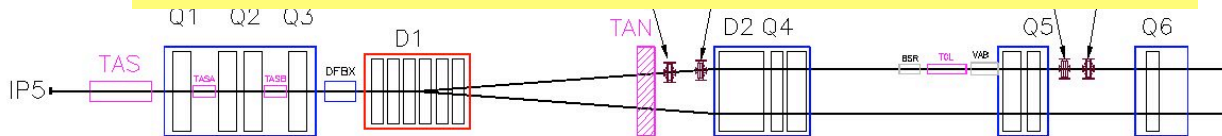
---

# ***Backup: Other LHC Experiments***

# Forward Coverage: TOTEM/LHCf

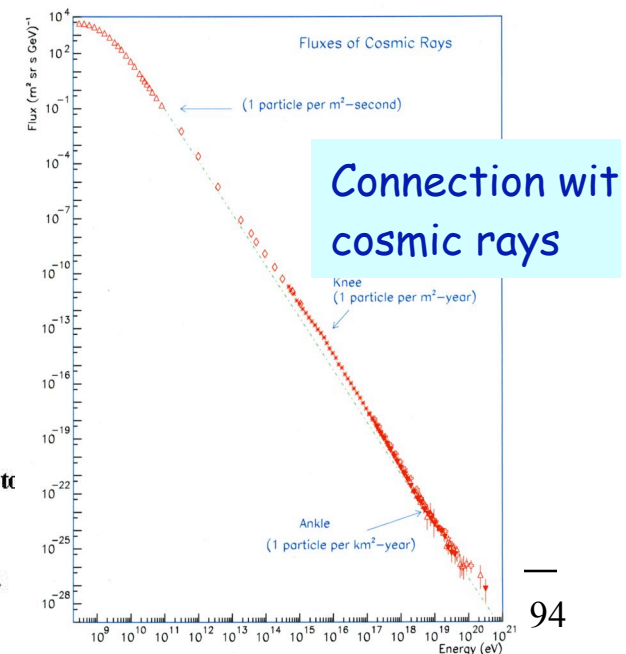
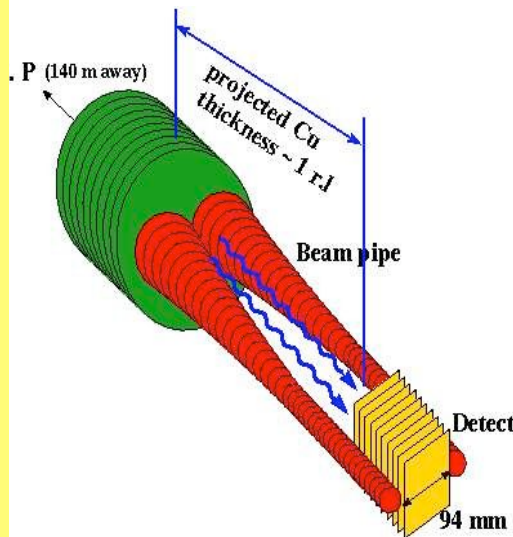


**TOTEM:** measuring the total, elastic and diffractive cross sections  
 Add Roman pots (and inelastic telescope) to CMS interaction regions.  
 Common runs with CMS planned



**LHCf:** measurement of photons and neutral pions in the very forward region of LHC

Add a EM calorimeter at 140 m from the Interaction Point (of ATLAS)



# MOEDAL: the 7<sup>th</sup> experiment?

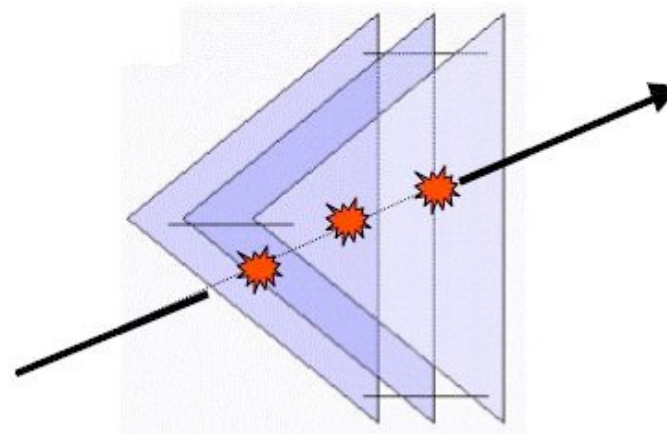


MOEDAL is an experiment to search for monopoles or other heavy ionizing particles

Detector: plastic track-etch sheets (50-70% of the solid angle)

Location: Around the LHC-b vertex chamber

Status: Proposal



Signal: set of collinear etch pits in the sheets

Remove the sheets after some running time and inspect for 'holes'