



EXPLORING THE LIFETIME FRONTIER SEARCHING FOR LONG-LIVED PARTICLES WITH MATHUSLA

AUDREY KVAM ON BEHALF OF THE MATHUSLA COLLABORATION

UNIVERSITY OF WASHINGTON

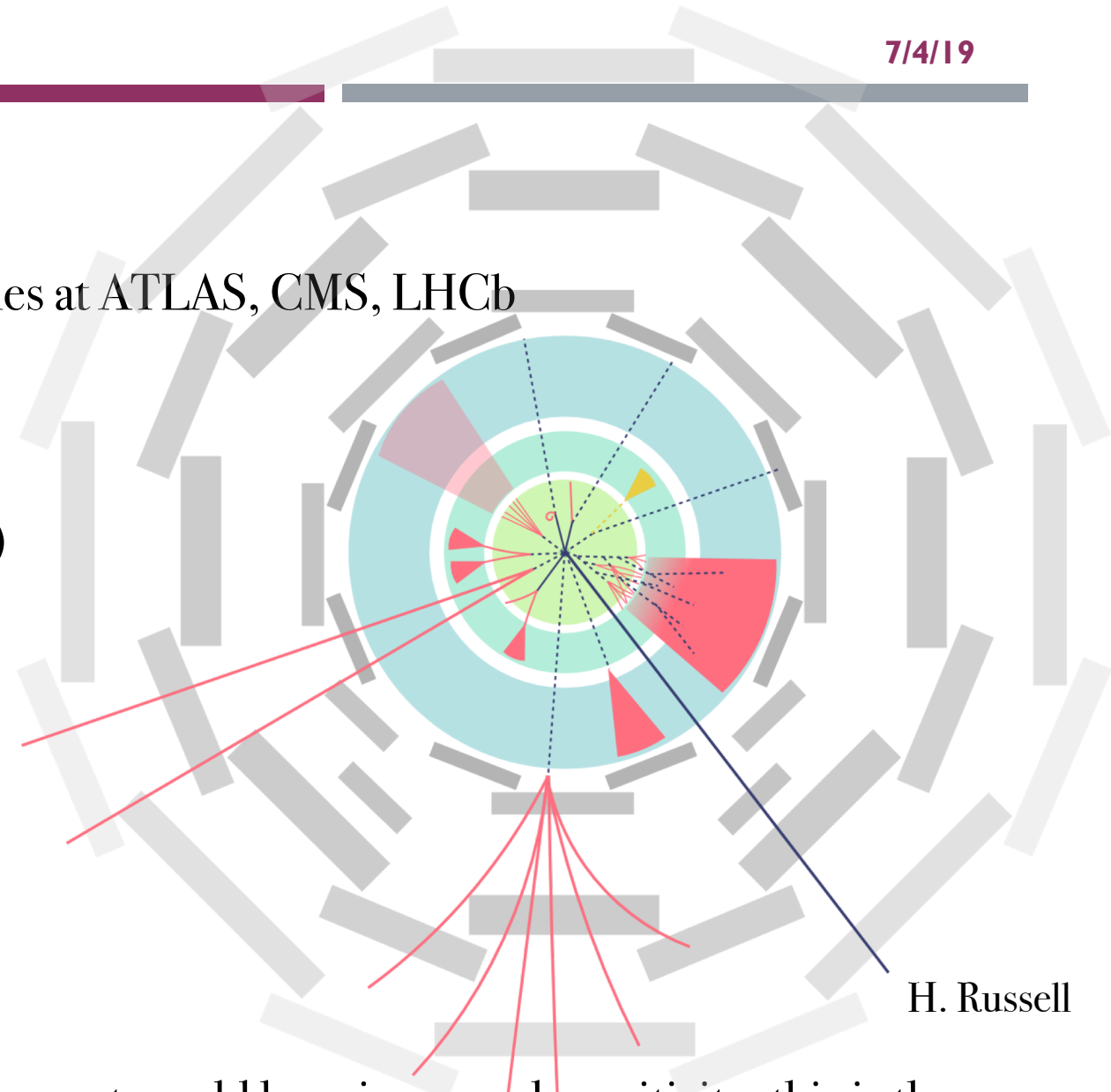



MATHUSLA: Motivation

There are many current long-lived particle (LLP) searches at ATLAS, CMS, LHCb

These searches have a few limiting factors:

- Triggers
- Size of detector
- Backgrounds from collisions (including pileup)
- Backgrounds from beam



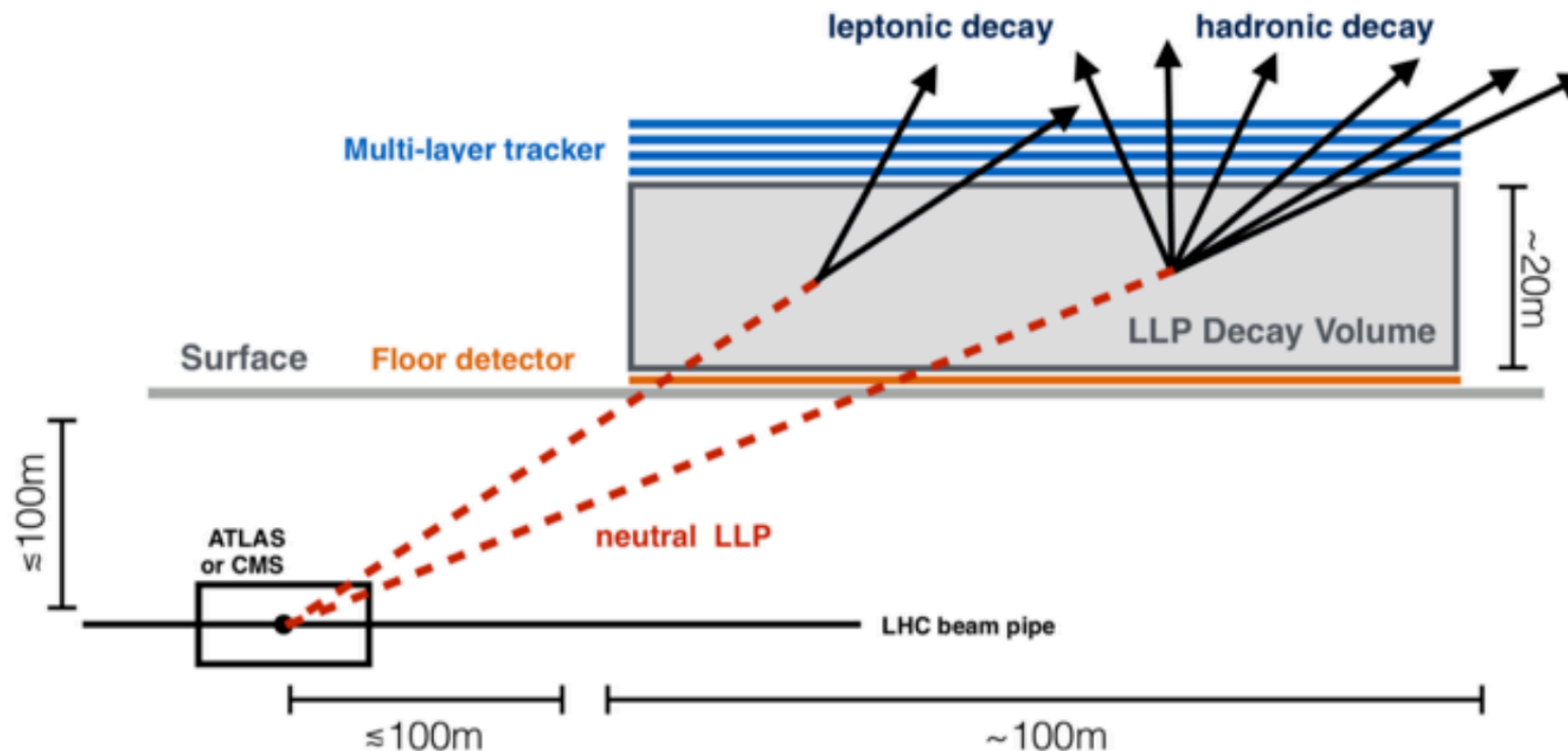
H. Russell

A dedicated detector in a clean, background-free environment would have increased sensitivity: this is the motivation behind MATHUSLA!

MATHUSLA: MASSive Timing Hodoscope for Ultra StabLe pArticles

Large detector with air decay volume on surface above CMS interaction point

- $O(100\text{ m})$ rock provides shielding from QCD backgrounds
- Then have to deal with cosmic rays and atmospheric neutrinos...
- Requires downwards veto (good timing capabilities)

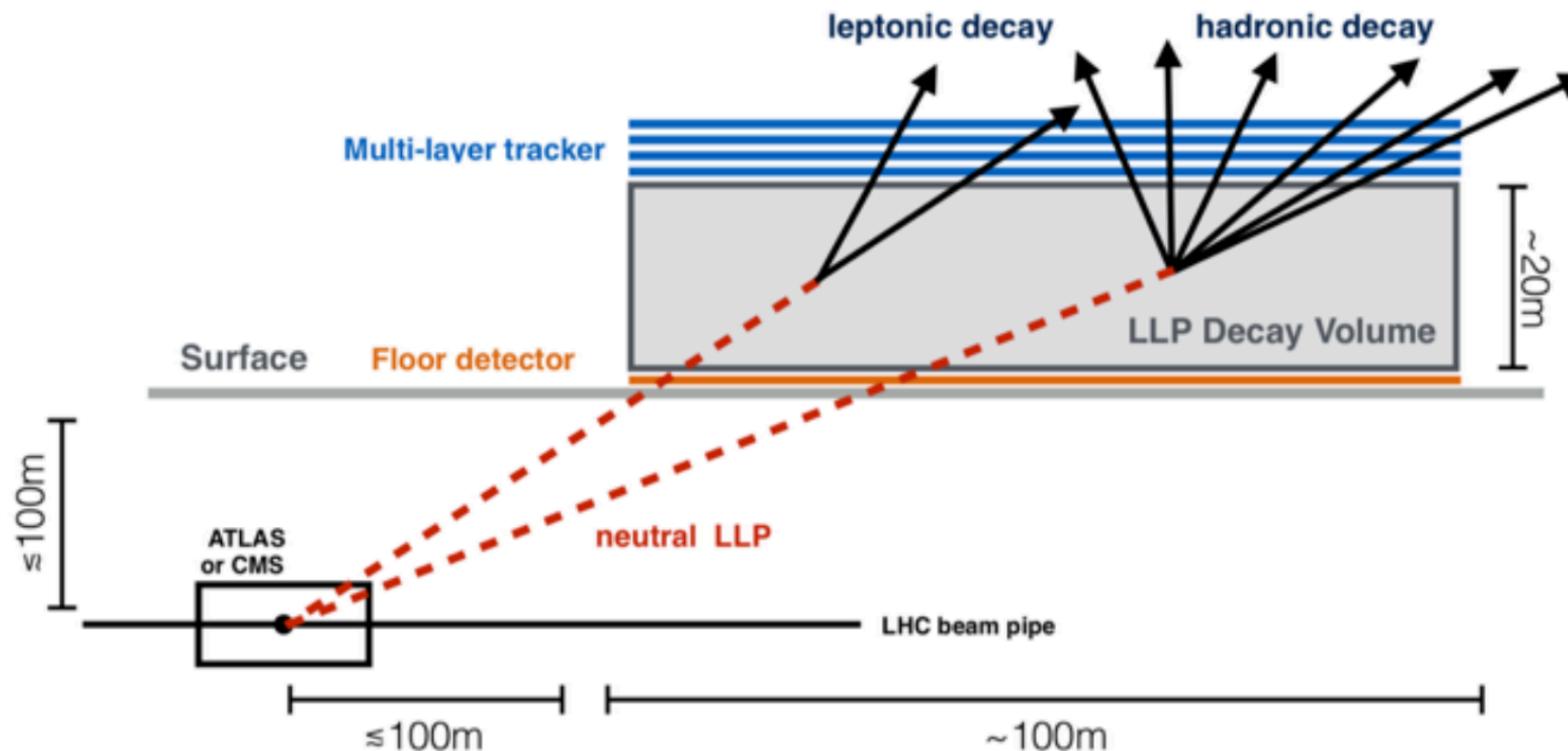


MATHUSLA: MASSive Timing Hodoscope for Ultra StabLe pArticles

Original design gives sensitivity to neutral LLPs up to the Big Bang Nucleosynthesis (BBN) limit (10^7 - 10^8 m)

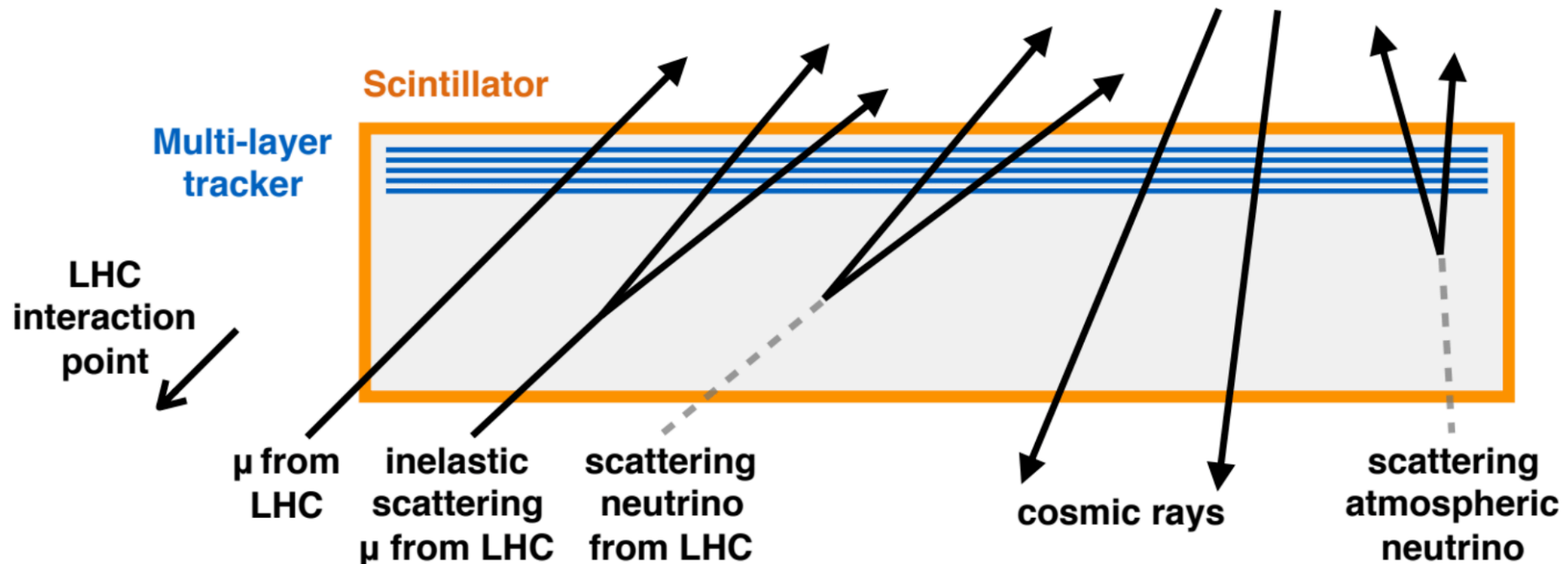
5 layers for tracking in roof (originally RPCs, now considering scintillators)

2 layers of tracking on floor to veto particles coming from IP and interactions occurring near the surface



MATHUSLA Backgrounds

- Cosmic rays: 1 per cm² per minute
- LHC collision backgrounds: 10 Hz
- Upward atmospheric neutrinos that interact in air decay volume: 10-100 per year above 300 MeV
Most have low momentum proton



MATHUSLA: Massive Timing Hodoscope for Ultra StabLe pArticles

Designed for excellent background rejection and vertex reconstruction

Submitted a Letter of Intent (LoI) in November 2018: <https://arxiv.org/abs/1811.00927>

Theory white paper making our physics case: <https://arxiv.org/abs/1806.07396>

iv:1806.07396v2 [hep-ph] 5 Mar 2019

Long-Lived Particles at the Energy Frontier: The MATHUSLA Physics Case

Editors:

David Curtin¹, Marco Drewes², Matthew McCullough³, Patrick Meade⁴, Rabindra N. Mohapatra⁵, Jessie Shelton⁶, Brian Shuve^{7,8}.

Contributors:

Elena Accomando⁹, Cristiano Alpigiani¹⁰, Stefan Antusch¹¹, Juan Carlos Arteaga-Velázquez¹², Brian Batell¹³, Martin Bauer¹⁴, Nikita Blinov⁸, Karen Salomé Caballero-Mora^{15,16}, Jae Hyeok Chang⁴, Eung Jin Chun¹⁷, Raymond T. Co¹⁸, Timothy Cohen¹⁹, Peter Cox²⁰, Nathaniel Craig²¹, Csaba Csáki²², Yanou Cui²³, Francesco D'Eramo²⁴, Luigi Delle Rose²⁵, P. S. Bhupal Dev²⁶, Keith R. Dienes^{27,5}, Jeff A. Dror^{28,29}, Rouven Essig⁴, Jared A. Evans^{30,6}, Jason L. Evans¹⁷, Arturo Fernández Téllez³¹, Oliver Fischer³², Thomas Flacke³³, Anthony Fradette³⁴, Claudia Frugiuele³⁵, Elina Fuchs³⁵, Tony Gherghetta³⁶, Gian F. Giudice³, Dmitry Gorbunov^{37,38}, Rick S. Gupta³⁹, Claudia Hagedorn⁴⁰, Lawrence J. Hall^{28,29}, Philip Harris⁴¹, Juan Carlos Helo^{42,43}, Martin Hirsch⁴⁴, Yonit Hochberg⁴⁵, Anson Hook³, Alejandro Ibarra^{46,17}, Seyda Ipek⁴⁷, Sunghoon Jung⁴⁸, Simon Knapen^{29,28}, Eric Kuflik⁴⁵, Zhen Liu⁴⁹, Salvator Lombardo²², H. J. Lubatti¹⁰, David McKeen⁵⁰, Emiliano Molinaro⁵¹, Stefano Moretti^{9,52}, Natsumi Nagata⁵³, Matthias Neuber^{54,22}, Jose Miguel No^{55,56}, Emmanuel Olaiya⁵², Gilad Perez³⁵, Michael E. Peskin⁸, David Pinner^{57,58}, Maxim Pospelov^{59,34}, Matthew Reece⁵⁷, Dean J. Robinson³⁰, Mario Rodriguez Cahuantzi³¹, Rinaldo Santonico⁶⁰, Matthias Schlaffer³⁵, Claire H. Shepherd-Themistocleous⁵², Andrew Spray³³, Daniel Stolarski⁶¹, Martin A. Subieta Vasquez^{62,63}, Raman Sundrum⁵, Andrea Tham³, Brooks Thomas⁶⁴, Yuhsin Tsai⁵, Brock Tweedie¹³, Stephen M. West⁶⁵, Charles Young⁸, Felix Yu⁵⁴, Bryan Zaldivar^{55,66}, Yongchao Zhang^{26,67}, Kathryn Zurek^{29,28,3}, José Zurita^{32,68}.

v1 [physics.ins-det] 2 Nov 2018

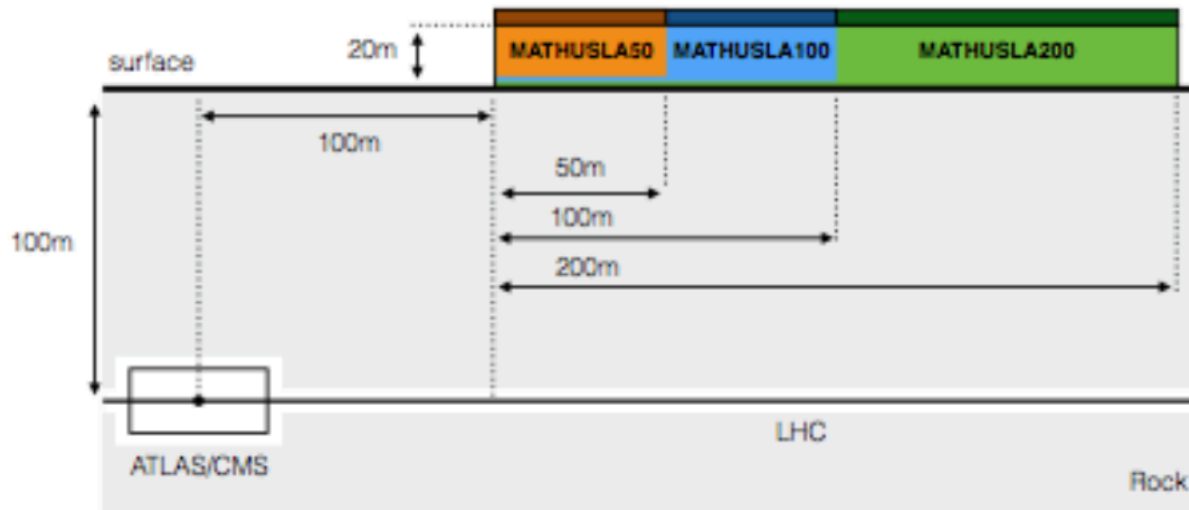
A Letter of Intent for MATHUSLA: a dedicated displaced vertex detector above ATLAS or CMS

Cristiano Alpigiani,^a Austin Ball,^o Liron Barak,^c James Beacham,^{ah} Yan Benhammo,^c Tingting Cao,^c Paolo Camarri,^{f,g} Roberto Cardarelli,^f Mario Rodríguez-Cahuantzi,^h John Paul Chou,^d David Curtin,^b Miriam Diamond,^e Giuseppe Di Sciascio,^f Marco Drewes,^x Sarah C. Eno,^u Erez Etzion,^c Rouven Essig,^q Jared Evans,^v Oliver Fischer,^w Stefano Giagu,^k Brandon Gomes,^d Andy Haas,^l Yuekun Heng,^z Giuseppe Iaselli,^{aa} Ken Johns,^m Muge Karagoz,^u Luke Kasper,^d Audrey Kvam,^a Dragoslav Lazic,^{ae} Liang Li,^{af} Barbara Liberti,^f Zhen Liu,^y Henry Lubatti,^a Giovanni Marsella,ⁿ Matthew McCullough,^o David McKeen,^p Patrick Meade,^q Gilad Mizrachi,^c David Morrissey,^p Meny Raviv Moshe,^c Karen Salomé Caballero-Mora,^j Piter A. Paye Mamani,^{ab} Antonio Policicchio,^k Mason Proffitt,^a Marina Reggiani-Guzzo,^{ad} Joe Rothberg,^a Rinaldo Santonico,^{f,g} Marco Schioppa,^{ag} Jessie Shelton,^t Brian Shuve,^s Martin A. Subieta Vasquez,^{ab} Daniel Stolarski,^r Albert de Roeck,^o Arturo Fernández Téllez,^h Guillermo Tejada Muñoz,^h Mario Iván Martínez Hernández,^h Yiftah Silver,^c Steffie Ann Thayil,^d Emma Torro,^a Yuhsin Tsai,^u Juan Carlos Arteaga-Velázquez,ⁱ Gordon Watts,^a Charles Young,^e Jose Zurita.^{w,ac}

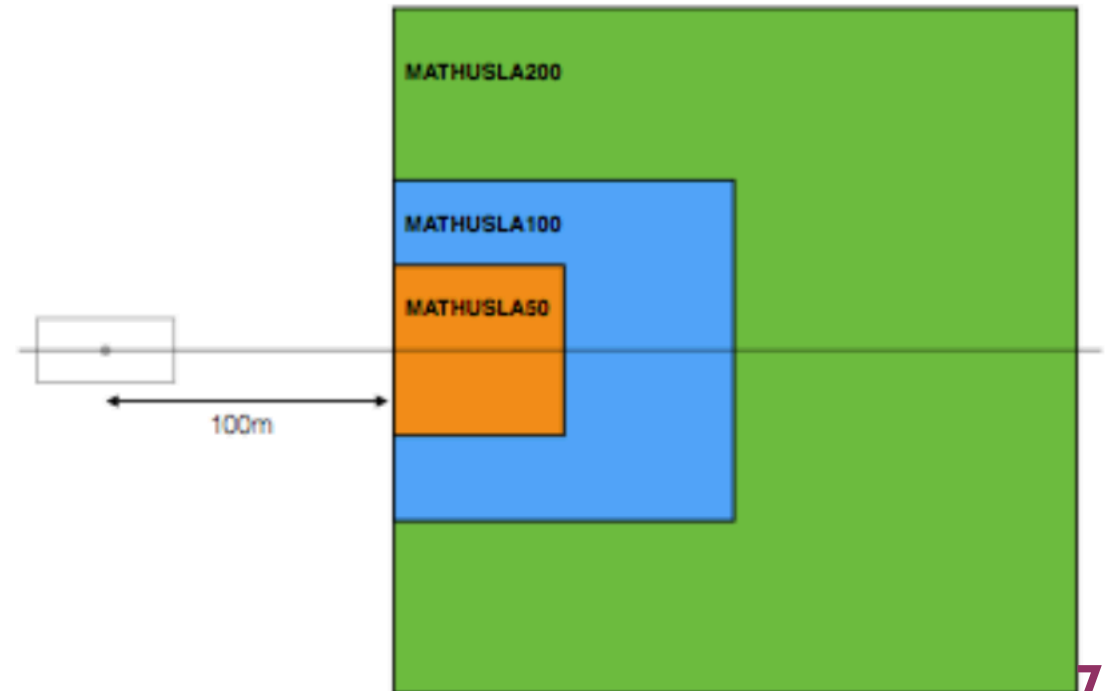
MATHUSLA Detector

3 benchmark sizes were considered for the LoI: $50 \times 50 \text{ m}^2$, $100 \times 100 \text{ m}^2$, $200 \times 200 \text{ m}^2$

These considerations were made to evaluate the physics possible and the costs associated with each, to optimize our design. The $100 \times 100 \text{ m}^2$ footprint is now our baseline.



side view



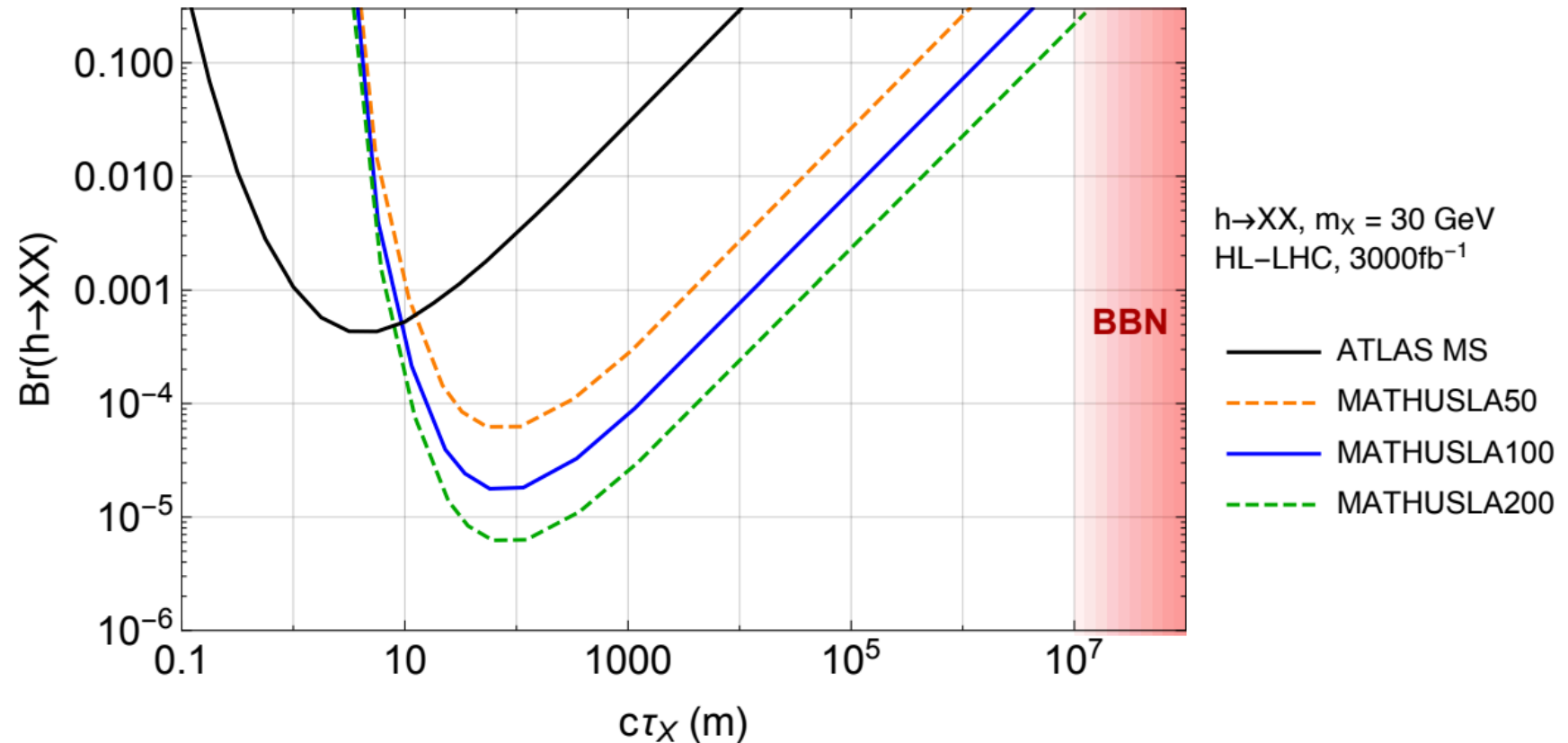
aerial view

MATHUSLA Detector

3 benchmark sizes were considered for the LoI: 50x50 m², 100x100 m², 200x200 m²


Smaller size → decreased sensitivity

These limits assume the detector is 100 m horizontally displaced from IP and that the IP is 80 m below the surface (CMS)



Modular Concept

Current design uses a modular configuration:
Allows for staged integration with incremental ramp-up



Closer to the IP → increased sensitivity:
can consider installing the modules
slightly below the surface.

- Towers with 9×9 m² footprint
- 1 m gaps between modules
- 5 tracking layers
- 2 veto layers on floor
- 25 m air decay volume

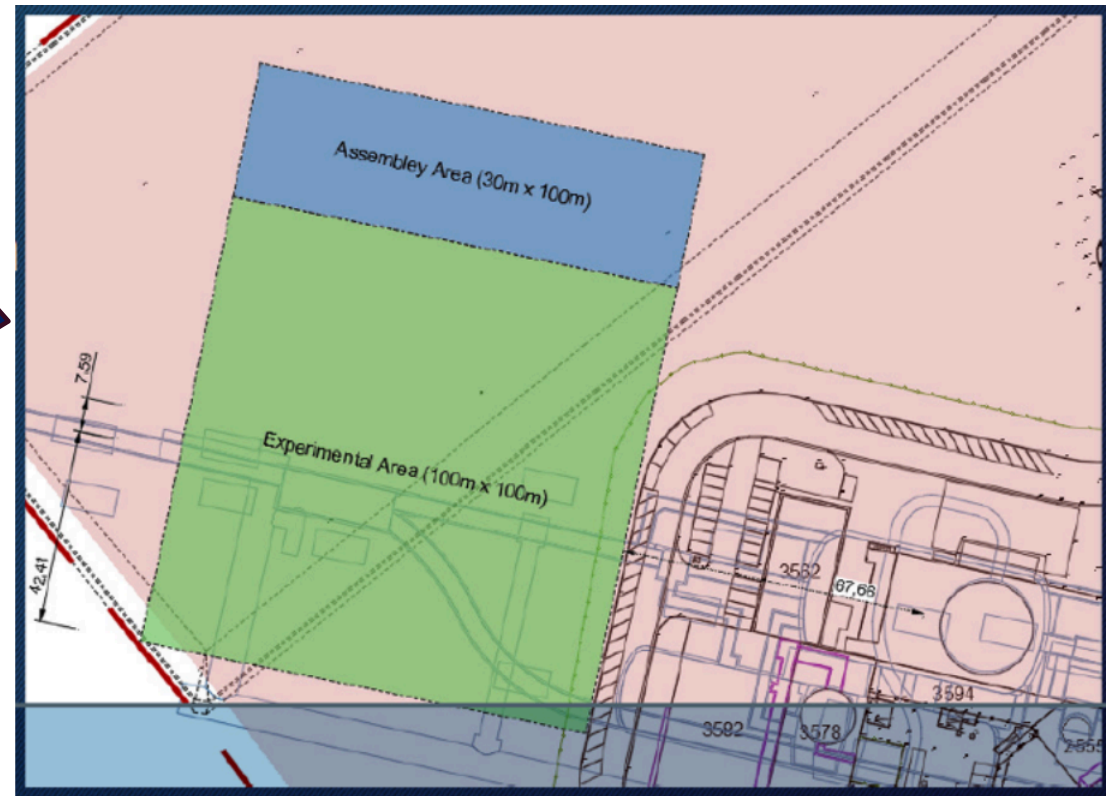
Detector Configuration and Surface Location

Studying several possible configurations on the surface above CMS, aiming to maximize our sensitivity given the land available

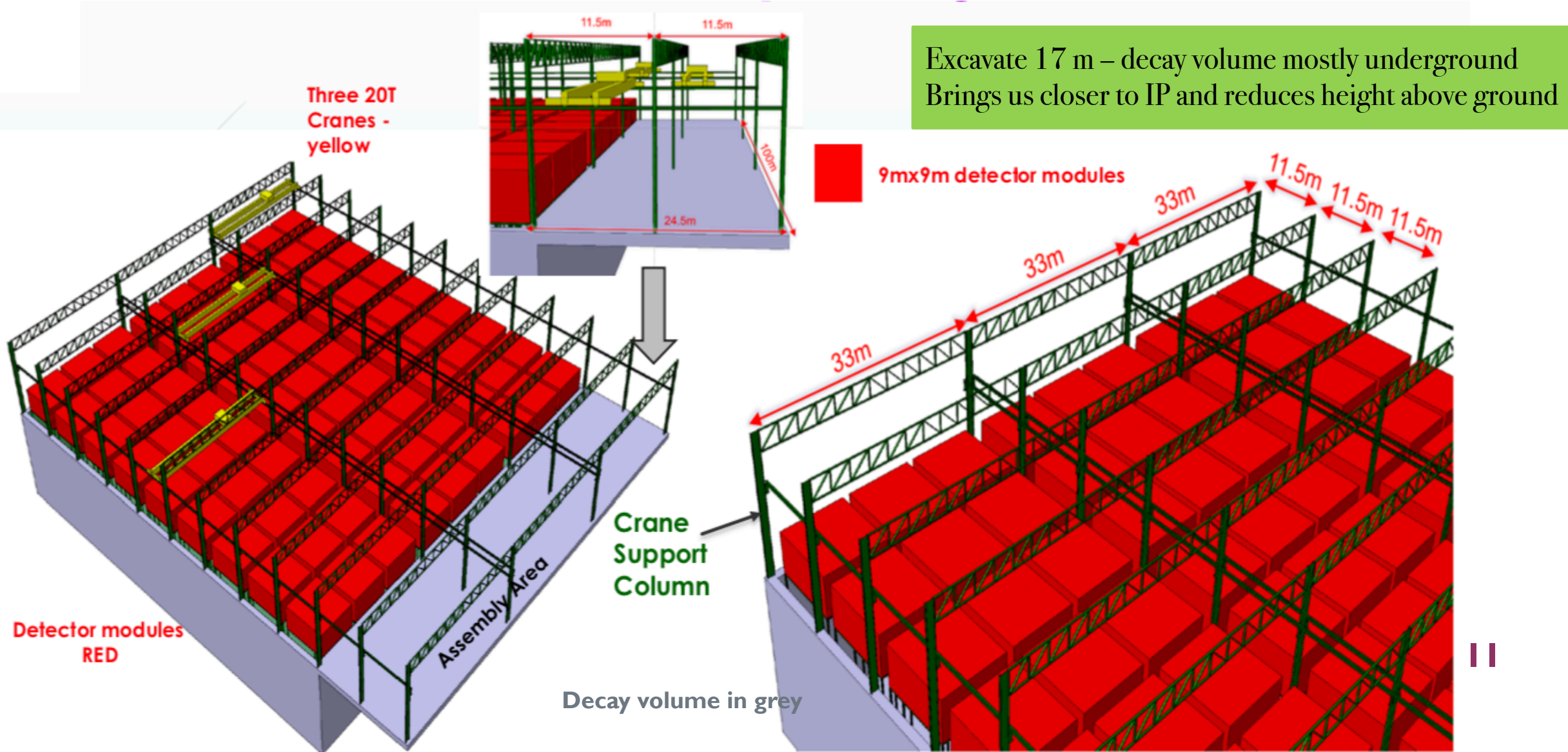
Working with CERN civil engineers to determine feasibility of excavating to install MATHUSLA slightly below surface level and constructing a building with crane coverage in which to assemble, install, and house MATHUSLA

- 100x100 m² experimental area
- 30x100 m² assembly area
- ~7.5 m offset to center of beam
- ~68 m to IP horizontally
- IP is 80 m below surface
- Excavate 17 m

This is our current baseline



Detector Configuration and Surface Location



Detector Material


We are investigating using extruded scintillator bars with wavelength shifting fibers embedded in the bars that are readout by Si photomultipliers (SiPMs).

Advantages: timing resolution can be competitive with RPCs, no need to use high voltages or gas (RPC gas mixture for ATLAS and CMS has high Global Warming Potential, won't be allowed at HL-LHC)

Concept:

5m x 4cm x 2cm bar with wave-length shifting readout at both ends

- Transverse resolution $\sigma = 4\text{cm}/\sqrt{12} \approx 1\text{cm}$
- Time difference between two ends gives longitudinal resolution
 - Aiming for $\sim 1\text{cm}$, have started R&D to determine achievable resolution
 - Propagation speed in fiber about 16 cm/ns
 - Need time difference resolution of $\sim 90\text{ ps}$ per SiPM



MATHUSLA Test Stand

In order to guide background studies and understand LHC collision backgrounds (in particular the upwards muon rate), we build a 2.5x2.5 m² test stand and took data on the surface above the ATLAS detector in 2018.



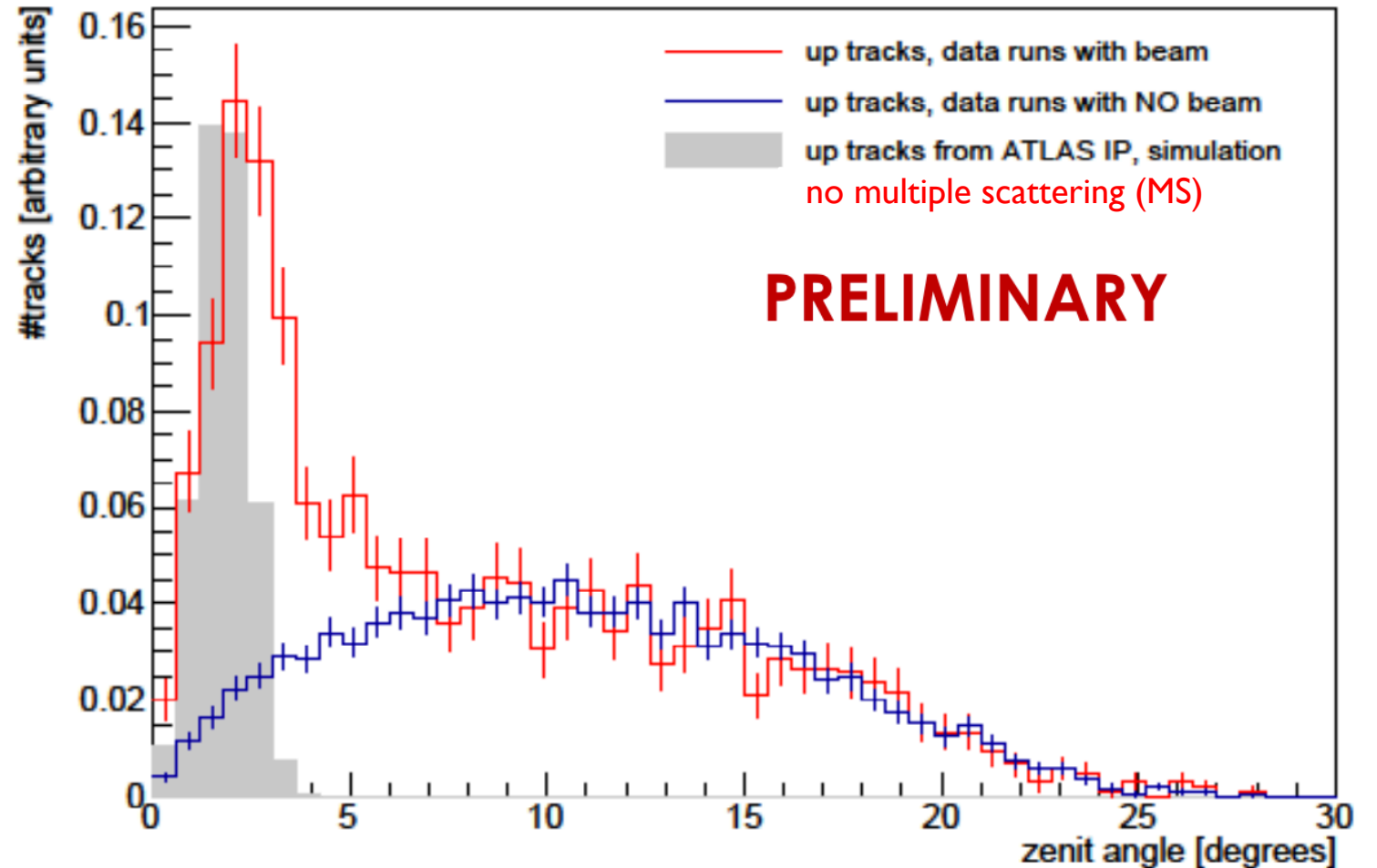
- Two layers of scintillators recycled from the D0 forward muon trigger wall – thanks to Dmitri Denisov
- Three layers of RPCs from ARGO experiment – thanks to Rinaldo Santonico Rome Tor Vergata

Timing resolution for both RPCs and scintillators $\sigma \sim 2.5$ ns

MATHUSLA Test Stand – Preliminary Results

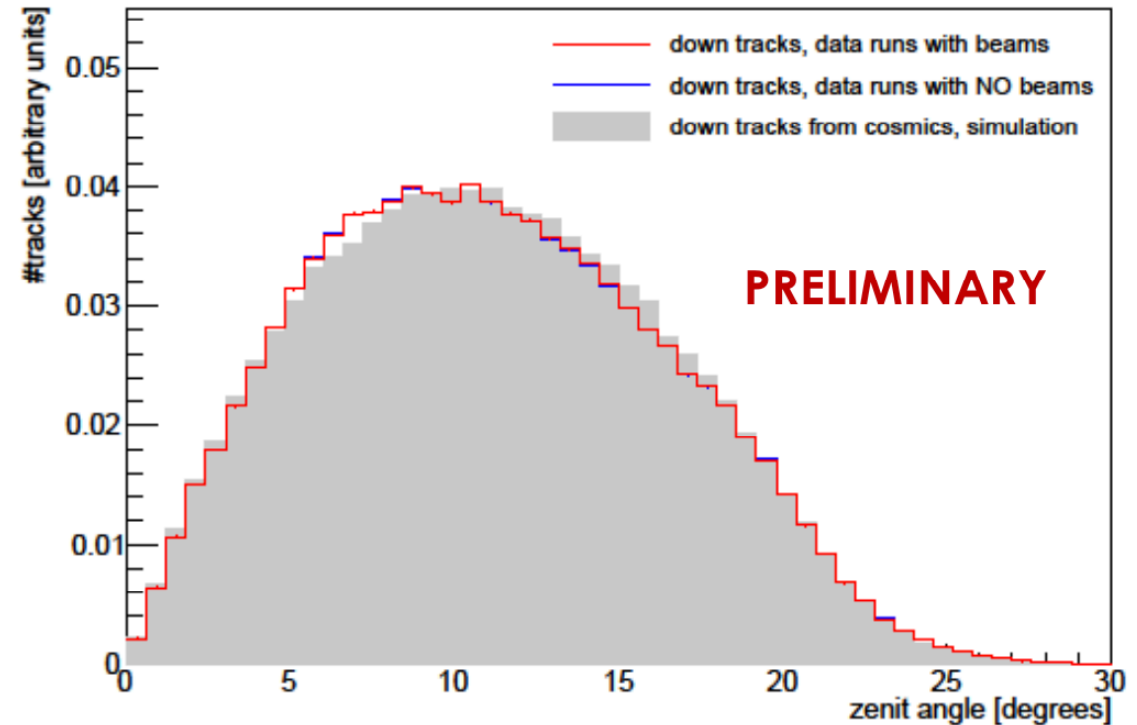
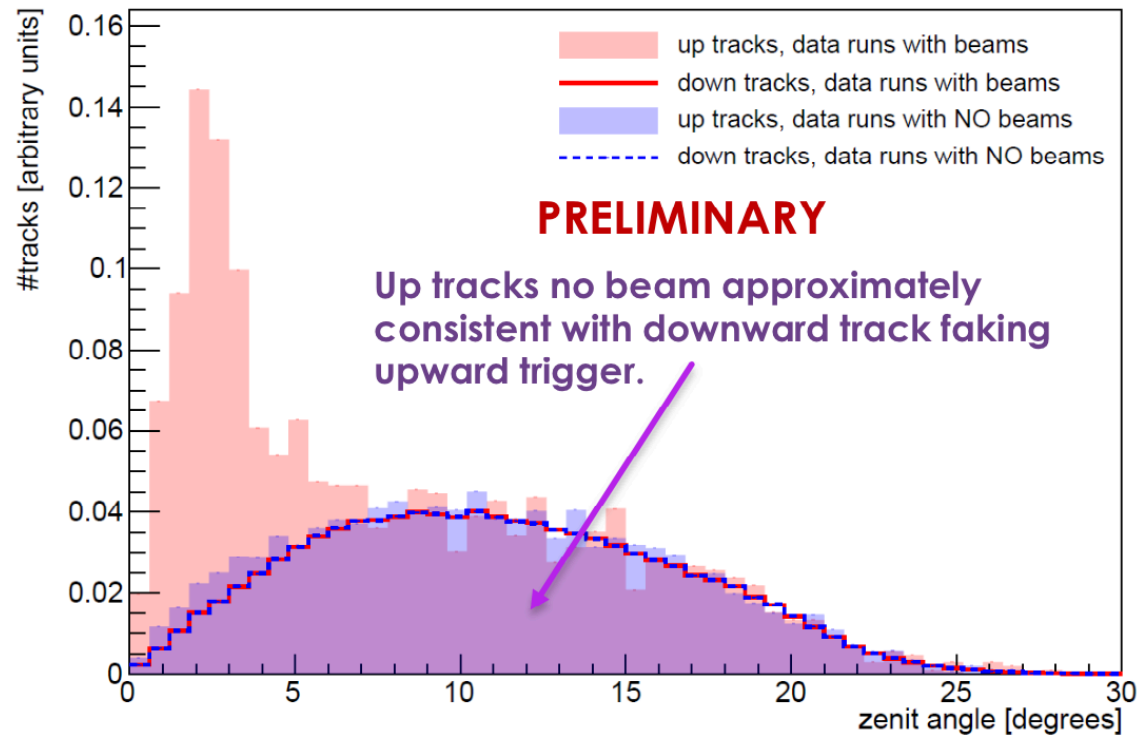
These results are preliminary – NOT corrected for efficiency and multiple scattering not taken into account in simulation

The spike in upwards tracks with zenith angle $< \sim 4^\circ$ is consistent with particles originating from collisions at IP



MATHUSLA Test Stand – Preliminary Results

The long tail of upwards tracks with and without beam are consistent with being misidentified downwards tracks, which is expected given our timing resolution and the height of the test stand
 The downwards tracks, with and without beam, are consistent with being cosmic

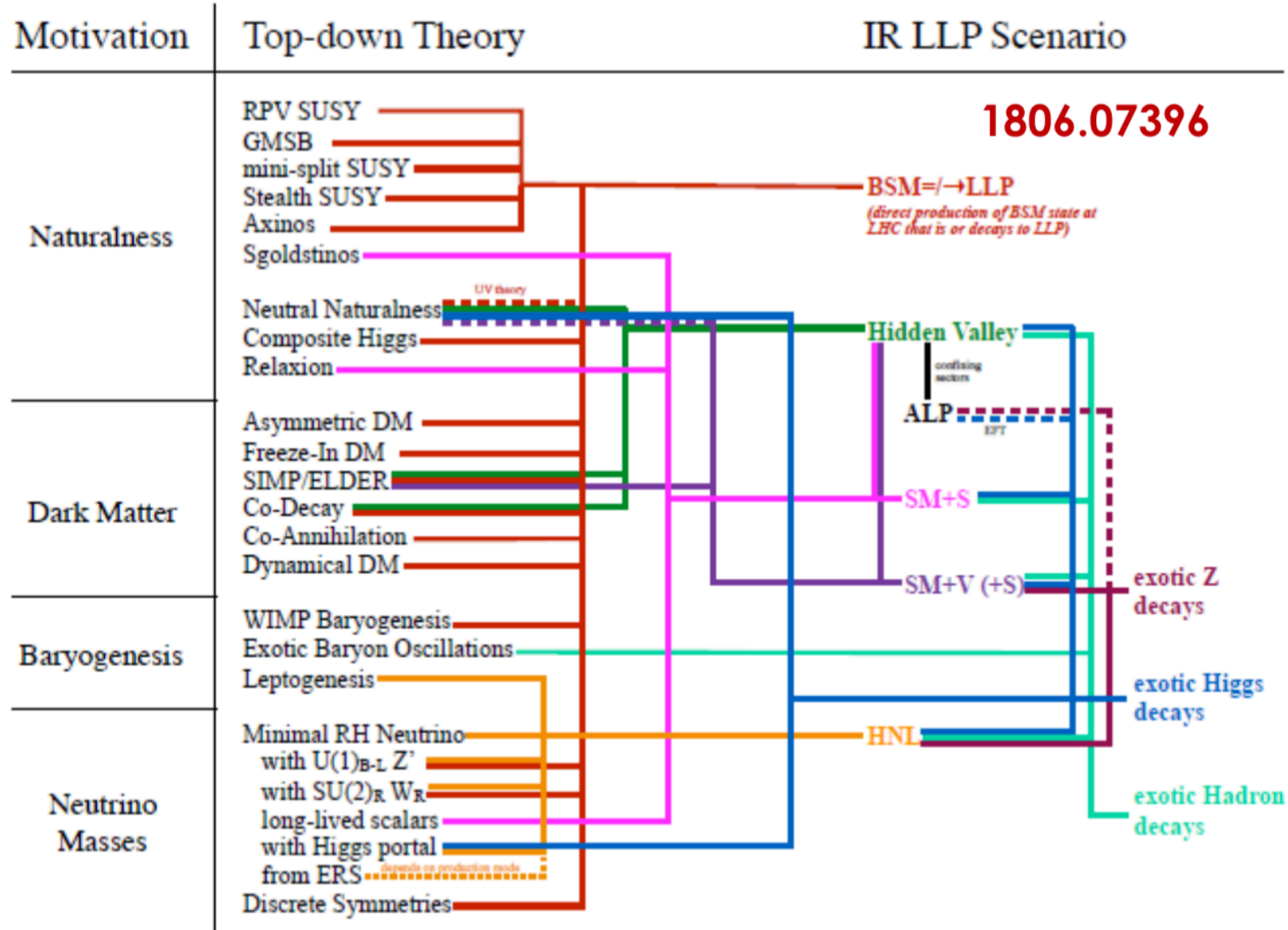


Summary

- We are continuing to work on our test stand results, to finalize our measurement of the upwards rate from the LHC
- We are finalizing our detector footprint
- We are working on the building details and plan to get a preliminary cost estimate this year
- We aim to choose a tracker technology choice early next year
- We aim to complete a Technical Design Report (TDR) by end of 2020

BACKUP

Physics Potential



MATHUSLA Trigger

- Baseline is to collect all detector hits with no trigger selection and separately record trigger information
- Trigger unit consists of 3x3 modules
- Move information to central processor
- Trigger separately recorded and used for connecting to CMS detector bunch crossing

- CMS Level-1 trigger latency is $12.5 \mu\text{s}$ for HL-LHC
- Conservatively assuming a 200m detector with 25m height located 100m from the IP, LLP with $\beta = 0.7$, optical fiber transmission to CMS with $v_{\text{fiber}} = 5 \mu\text{s}/100 \text{ m}$
- MATHUSLA has $9 \mu\text{s}$ or more to form trigger and send information to CMS Level-1 trigger
- If problem to associate MATHUSLA trigger to unique bunch crossing, the approved CMS HL-LHC Level-1 allows for recording multiple bunch crossings
- Thanks for Alex Tapper for information about CMS HL-LHC Level-1 trigger